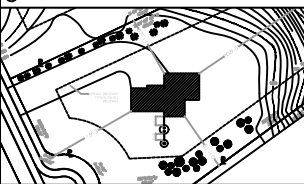
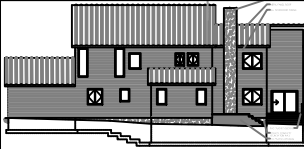


PROJECT 1: RESIDENTIAL AUTOCAD DRAWINGS

ANTOINE CORNET
CONSTRUCTION DESIGN (ARC 282)
SPRING 2017
PROFESSOR LOPICCOLO

Farmingdale
State College
State University of New York



NAME
ANTOINE
CORNET

PROJECT
ARC 282 PROJECT 1

DATE
03/25/2017

SCALE
AS NOTED

1	ISSUED BY ANTOINE CORNET	03/25
NO.	REVISION/ISSUE	DATE

DRAWING TITLE
COVER
PAGE

DRAWING

CLIMATIC AND GEOGRAPHIC DESIGN CRITERIA

GROUND SNOW LOAD	WIND SPEED (MPH)	SEISMIC DESIGN CATEGORY	SUBJECT TO DAMAGE FROM			ICE BARRIER UNDERLAYMENT REQUIRED	FLOOD HAZARDS
			WEATHERING	FROST LINE DEPTH	TERMITE		
20 LB/FT ²	110 MPH	B	SEVERE	3 FT	MOD/ HEAVY	YES	PER MUNICIPALITY

RESCHECK

Project Envelope Mechanical Requirements

Location
 State: New York
 City: Farmingdale (Nassau)

Project Type
 New Construction Addition Alteration

Building Characteristics
 1- and 2-Family, Detached Multifamily
 Conditioned Floor Area: 7039 ft²
 All ducts and air handlers located within conditioned spaces
 Project includes a thermally isolated sunroom
 Project includes a pool or inground permanent spa
 Project includes an interior wood-burning fireplace

Project Details (optional)
 This information will appear on the compliance certificate. [Edit Project Details...](#)
Title/Site/Permit
 CON 282 Project 1
 Farmingdale, NY Spring 2017
Owner/Agent
 Farmingdale, NY 11735
Designer/Contractor
 Antoine Cornet
 Farmingdale State College
Notes

Passes 3.1 % Better Than Code

Compliance Method: UA Trade-Off Max. UA 1212 Your UA 1174

Project Envelope Mechanical Requirements

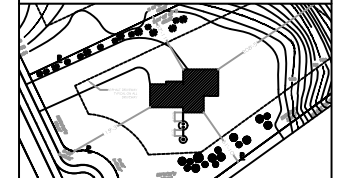
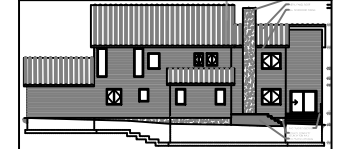
Ceiling Skylight Wall Window Door Basement Floor Crawl Wall

	Component	Assembly	Gross Area or Slab Perimeter		Cavity Insulation R-Value	Continuous Insulation R-Value	U-Factor	UA	SHGC	Wall Height (ft)	Depth Below Grade (ft)	Depth of Insulation (ft)	Depth Below Inside Grade (ft)
	▼ Building												
1	Floor 1	Slab-On-Grade:Unhea...	340	ft		7.5	0.708	241				6.0	
2	▼ Basement Wa	Solid Concrete or Mas...	1944	ft ²	0.0	7.5	0.074	140		8.0	6.8	8.0	
3	Window 5	Wood Frame:Double P...	55	ft ²			0.3	17	0.21				
4	Crawl 1	Solid Concrete or Mas...	388	ft ²	0.0	7.5	0.099	31		4.0	2.8	4.0	0.0
5	▼ Wall 1	Wood Frame, 24" o. c.	2613	ft ²	19.0	5.0	0.044	86					
6	Window 1	Vinyl/Fiberglass Fram...	453	ft ²			0.28	127	0.21				
7	Window 2	Vinyl/Fiberglass Fram...	144	ft ²			0.6	86	0.50				
8	Door 1	Solid	72	ft ²			0.16	12					
9	▼ Wall 2	Wood Frame, 24" o. c.	3751	ft ²	19.0	5.0	0.044	145					
10	Window 3	Vinyl/Fiberglass Fram...	240	ft ²			0.6	144	0.50				
11	Window 4	Vinyl/Fiberglass Fram...	222	ft ²			0.28	62	0.21				
12	Ceiling 1	Cathedral Ceiling	1417	ft ²	38.0	5.0	0.024	34					
13	Ceiling 2	Cathedral Ceiling	793	ft ²	38.0	5.0	0.024	19					
14	Ceiling 3	Cathedral Ceiling	1257	ft ²	38.0	5.0	0.024	30					

Passes 3.1 % Better Than Code

Compliance Method: UA Trade-Off Max. UA 1212 Your UA 1174

Farmingdale
State College
State University of New York



NAME
ANTOINE CORNET

PROJECT
ARC 282 PROJECT 1

DATE
03/25/2017

SCALE
AS NOTED

1	ISSUED BY ANTOINE CORNET	03/25
NO.	REVISION/ISSUE	DATE

DRAWING TITLE
RESCHECK

DRAWING
G-002

GENERAL NOTES

THE CONSTRUCTION MANAGER, HEREAFTER REFERRED TO AS THE "CONTRACTOR" SHALL DO THIS WORK IN ACCORDANCE WITH LOCAL LAWS AND ORDINANCES. THE BUILDING PERMIT SHALL BE SECURED BY THE GENERAL CONTRACTOR, AND HE SHALL OBTAIN ALL OTHER PERMITS AND APPROVALS AS REQUIRED BY LAW FOR THE COMPLETION OF THE PROJECT.

THE WORK TO BE PERFORMED CONSISTS OF FURNISHING ALL LABOR, TOOLS, EQUIPMENT, TRANSPORTATION, SUPPLIES, FEES, MATERIALS AND SERVICES IN ACCORDANCE WITH THESE NOTES AND DRAWINGS. IT IS INTENDED THAT THESE DRAWINGS CONTAIN ALL NECESSARY ITEMS TO FINISH THE ENTIRE WORK PROPERLY.

ANY WORK SHOWN OR DRAWN IN ANY ONE DRAWING SHEET SHALL BE PROVIDED AS THOUGH SHOWN ON ALL DRAWINGS. ANY ITEM SHOWN ON THE DRAWINGS SHALL BE CONSIDERED TYPICAL UNLESS OTHERWISE NOTED.

THE CONTRACTOR SHALL ABIDE BY AND COMPLY WITH THE TRUE INTENT AND MEANING OF THE DRAWINGS AND NOTES TAKEN AS A WHOLE AND SHALL NOT AVAIL HIMSELF OF ANY OBVIOUS ERRORS OR OMISSIONS, SHOULD ANY EXIST. ANY POSSIBLE ERRORS SHALL BE BROUGHT TO THE ARCHITECT'S ATTENTION BEFORE SUBMISSION OF PROPOSAL FOR EXPLANATION OR CORRECTION OF SAME.

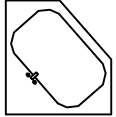








FULL SIZE OR LARGE SCALE DETAILS OR DRAWINGS SHALL GOVERN SMALL SCALE DRAWINGS WHICH THEY ARE INTENDED TO AMPLIFY. DETAILS OR CONDITIONS INDICATED FOR A PORTION OF WORK BUT NOT CARRIED OUT FULLY FOR OTHER PORTIONS SHALL APPLY THROUGHOUT TO ALL SIMILAR PORTIONS EXCEPT AS OTHERWISE SPECIFICALLY NOTED.

THE CONTRACTOR SHALL NOTIFY THE ARCHITECT IMMEDIATELY IF HE CANNOT FOR ANY REASON COMPLY WITH ALL THE REQUIREMENTS OF THESE NOTES AND DRAWINGS
















THE PREMISES OF THE JOB SITE SHALL BE MAINTAINED IN A REASONABLY NEAT AND ORDERLY CONDITION AND KEPT FREE FROM ACCUMULATIONS OF WASTE MATERIALS AND RUBBISH DURING THE ENTIRE CONSTRUCTION PERIOD.

FIXTURE KEY





















-  WATER CLOSET
-  SELF-STANDING SINK
-  SHOWER
-  COUNTER TOP SINK
-  HANDICAP SHOWER
-  OVEN
-  KITCHEN SINK
-  REFRIGERATOR
-  WINDOW
-  SLIDING DOOR
-  BASEMENT WINDOW WITH WINDOW WELL

-  BATHTUB
-  DRYER
-  WASHING MACHINE
-  SINK
-  DOUBLE DOOR
-  GARAGE DOOR
-  POCKET DOOR
-  STANDARD DOOR
-  EXTERIOR SLIDING DOOR

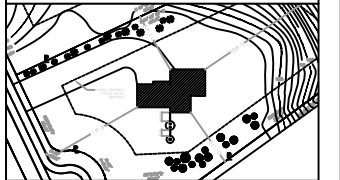
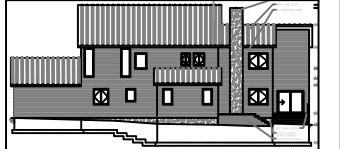
ELECTRICAL KEY

-  DUPLEX RECEPTACLE
-  DUPLEX GROUND FAULT RECEPTACLE
-  240 V DUPLEX RECEPTACLE
-  CEILING MOUNTED LIGHT FIXTURE
-  RECESS MOUNTED LIGHT FIXTURE
-  WALL MOUNTED LIGHT FIXTURE
-  ELECTRICAL PANEL BOARD
-  TWO WAY SWITCH
-  THREE WAY SWITCH
-  FOUR WAY SWITCH
-  OIL BURNER SWITCH
-  HOME RUN
-  SMOKE DETECTOR
-  CARBON MONOXIDE & SMOKE DETECTOR
-  ROMEX CABLE

LEGEND

-  CONCRETE SECTION
-  HARDWOOD SIDING
-  CONCRETE ELEVATION
-  EARTH
-  BRICK
-  FIBERGLASS
-  RIGID INSULATION
-  FINISH WOOD
-  GRAVEL
-  BATT INSULATION
-  OPEN ABOVE
-  STRUCTURAL BEAM
-  FOUNDATION FOOTING
-  ROOF OVERHANG
-  SECTION LINE
-  SECTION DESIGNATION DRAWING NUMBER
-  DETAIL DESIGNATION DRAWING NUMBER
-  ELEVATION
-  WINDOW DESIGNATION
-  DOOR DESIGNATION

Farmingdale State College
State University of New York



NAME
ANTOINE CORNET

PROJECT
ARC 282 PROJECT 1

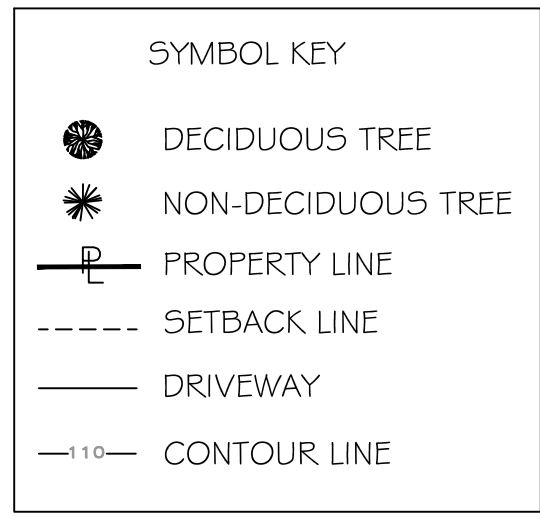
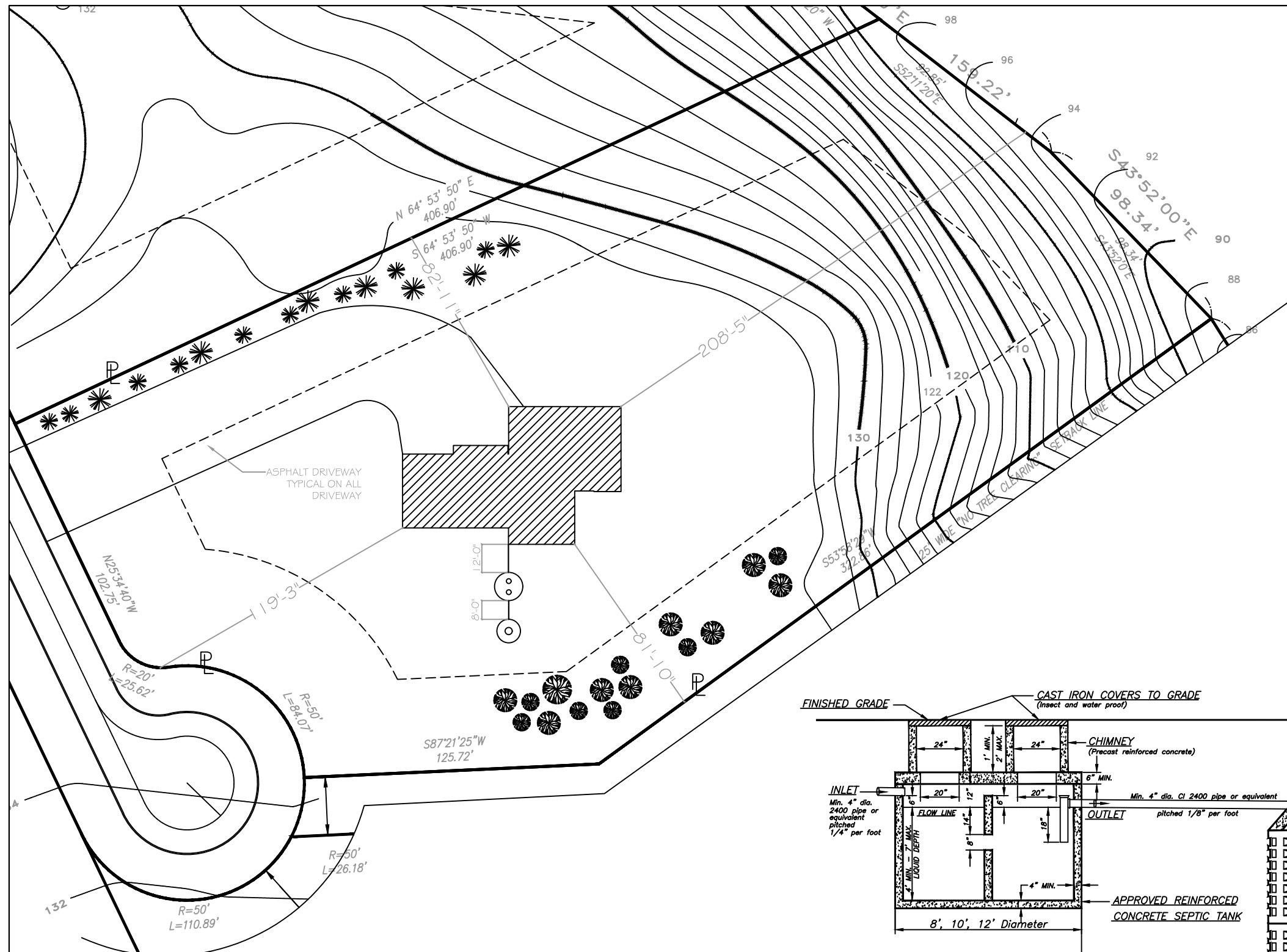
DATE
03/25/2017

SCALE
AS NOTED

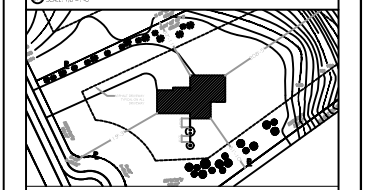
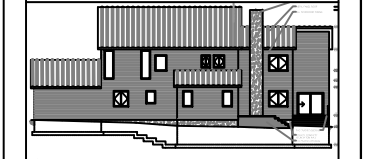
NO.	REVISION/ISSUE	DATE
1	ISSUED BY ANTOINE CORNET	03/25

DRAWING TITLE
NOTES & SYMBOL KEYS

DRAWING
G-002



Farmingdale State College
State University of New York



NAME
ANTOINE CORNET

PROJECT
ARC 282 PROJECT 1

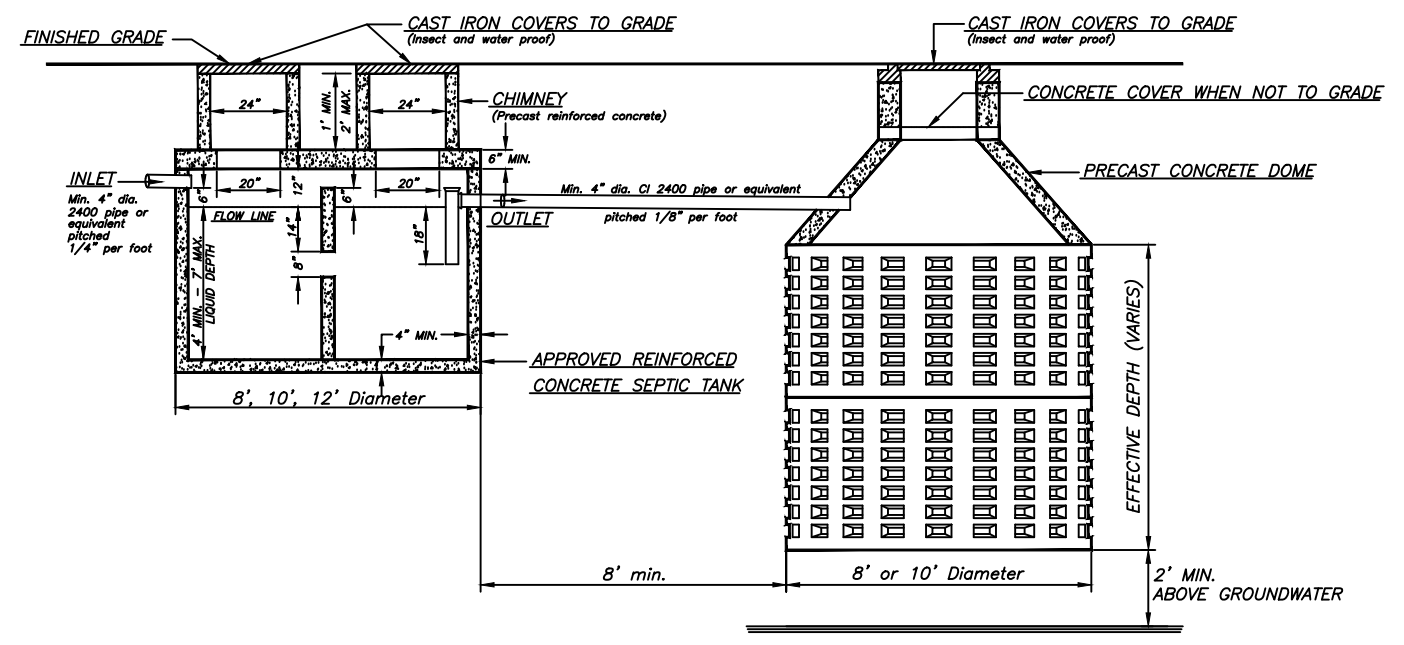
DATE
03/25/2017

SCALE
AS NOTED

NO.	REVISION/ISSUE	DATE
1	ISSUED BY ANTOINE CORNET	03/25

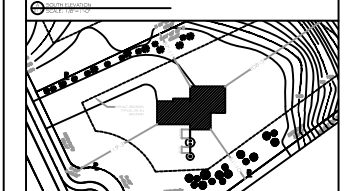
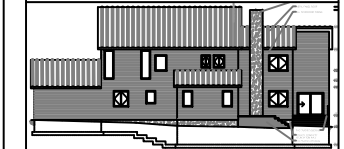
DRAWING TITLE
SITE PLAN & SEPTIC DETAILS

DRAWING
A-103



○ SITE PLAN
SCALE: 1"=50'-0"

○ SEPTIC SYSTEM DETAILS
SCALE: N.T.S.



NAME
ANTOINE CORNET

PROJECT
ARC 282 PROJECT 1

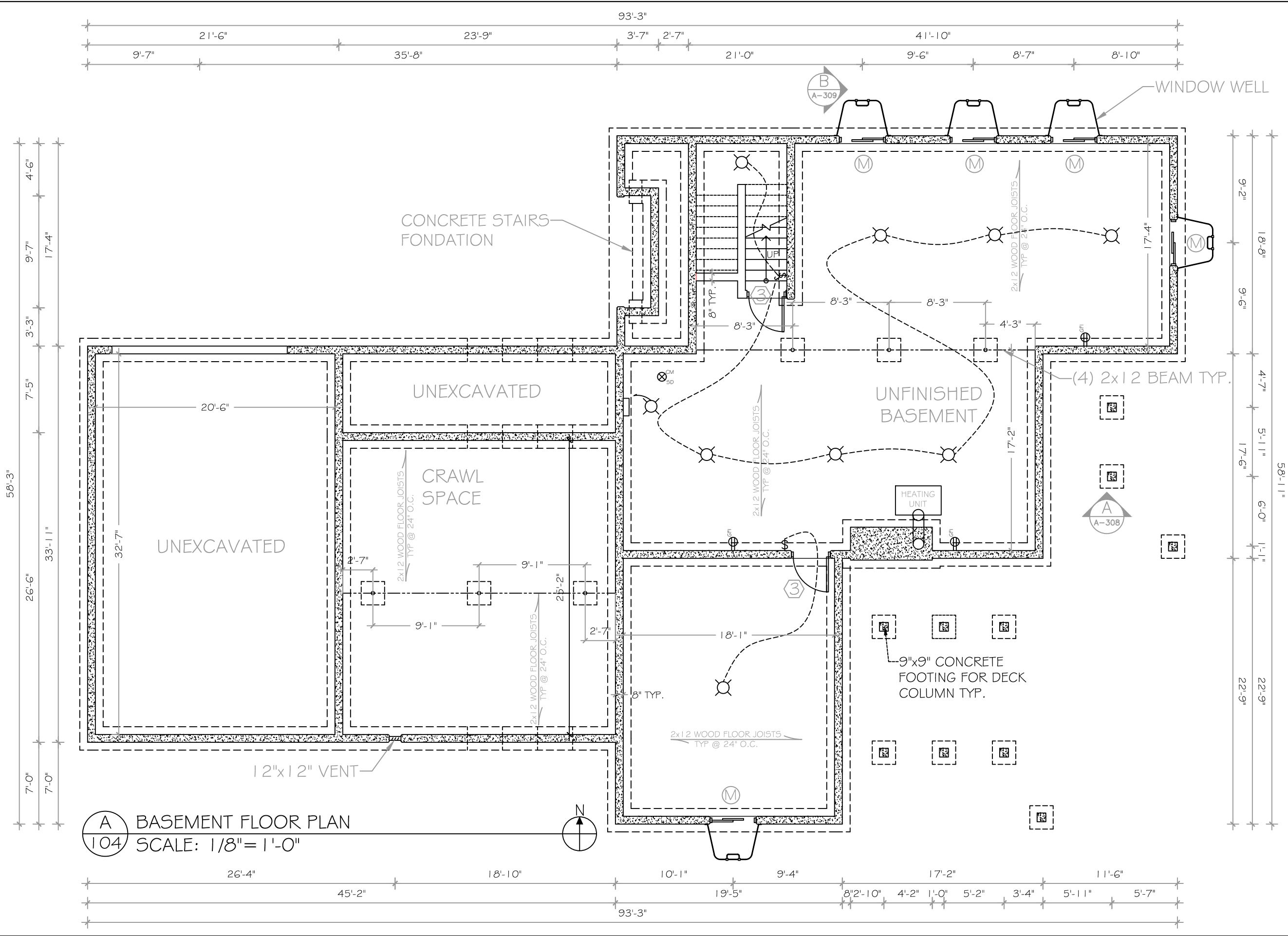
DATE
03/25/2017

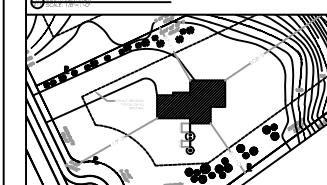
SCALE
1/8" = 1'-0"

NO.	REVISION/ISSUE	DATE
1	ISSUED BY ANTOINE CORNET	03/25

DRAWING TITLE
BASEMENT FLOOR PLAN

DRAWING
A-104





NAME
ANTOINE CORNET

PROJECT
ARC 282 PROJECT 1

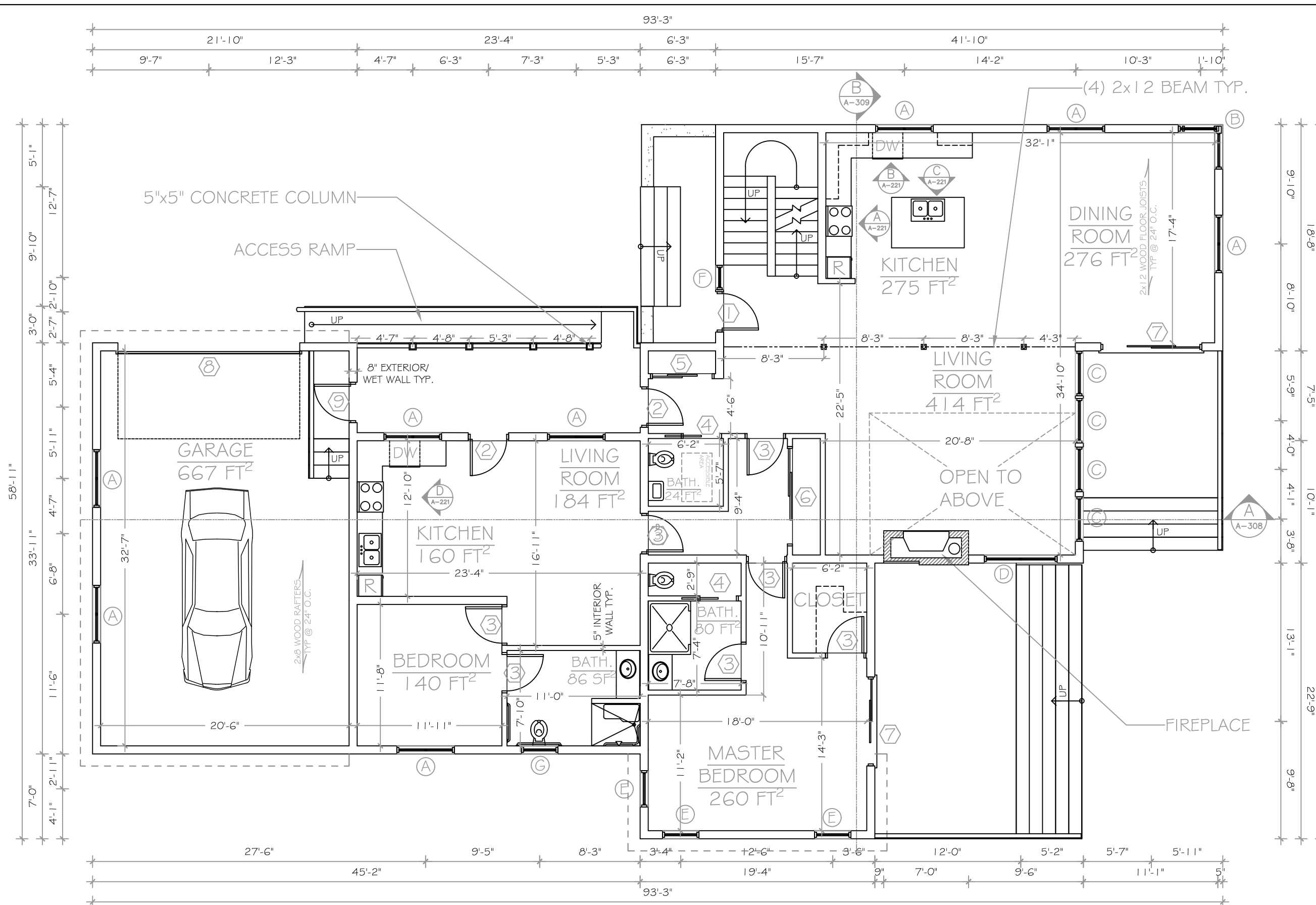
DATE
03/25/2017

SCALE
1/8" = 1'-0"

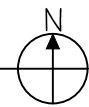
NO.	REVISION/ISSUE	DATE
1	ISSUED BY ANTOINE CORNET	03/25

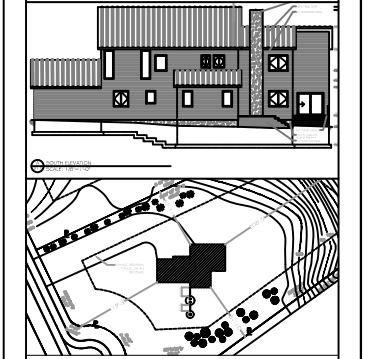
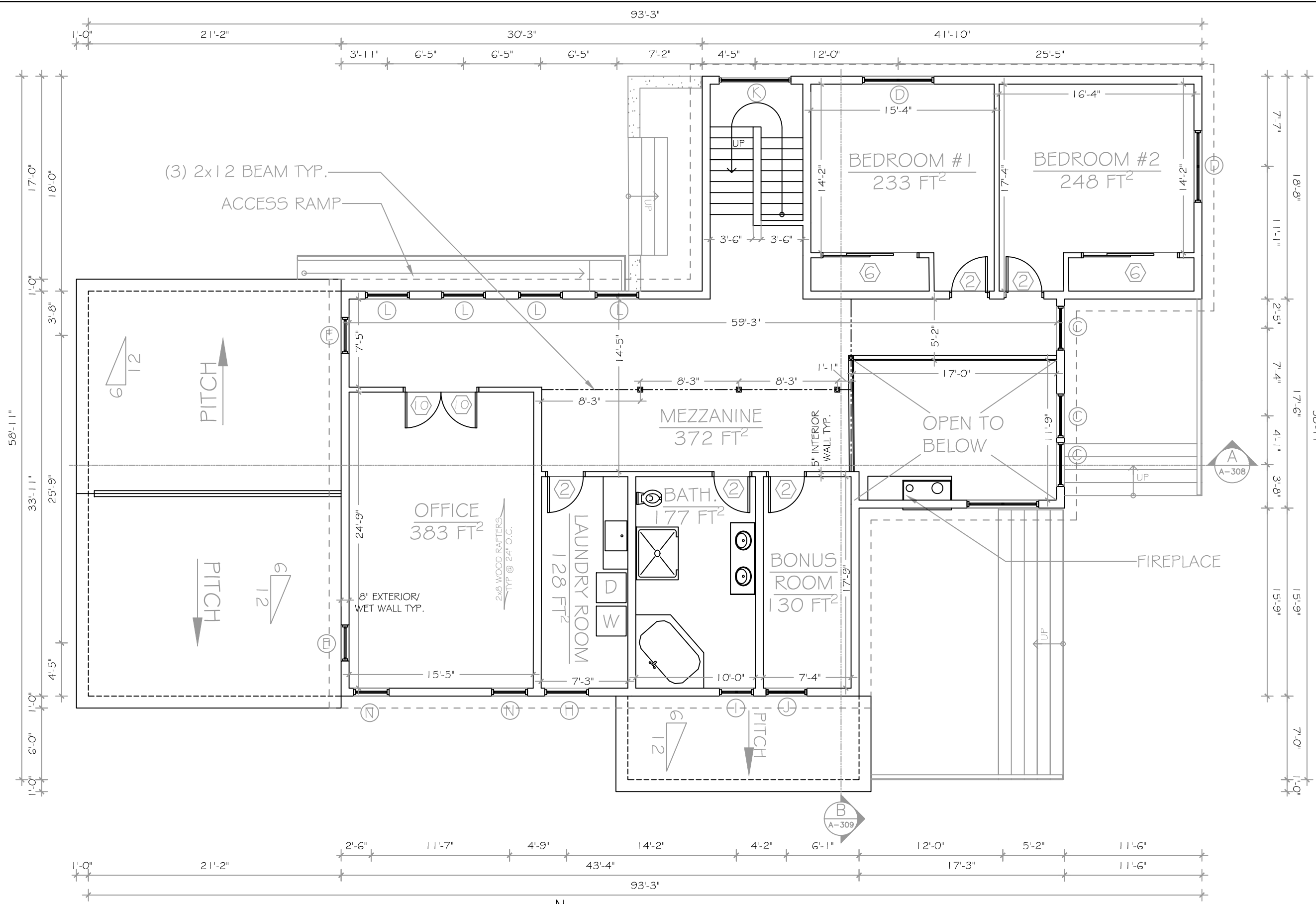
DRAWING TITLE
FIRST FLOOR PLAN

DRAWING
A-105



A FIRST FLOOR PLAN
105 SCALE: 1/8" = 1'-0"





NAME
ANTOINE CORNET

PROJECT
ARC 282 PROJECT 1

DATE
03/25/2017

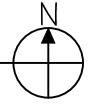
SCALE
1/8" = 1'-0"


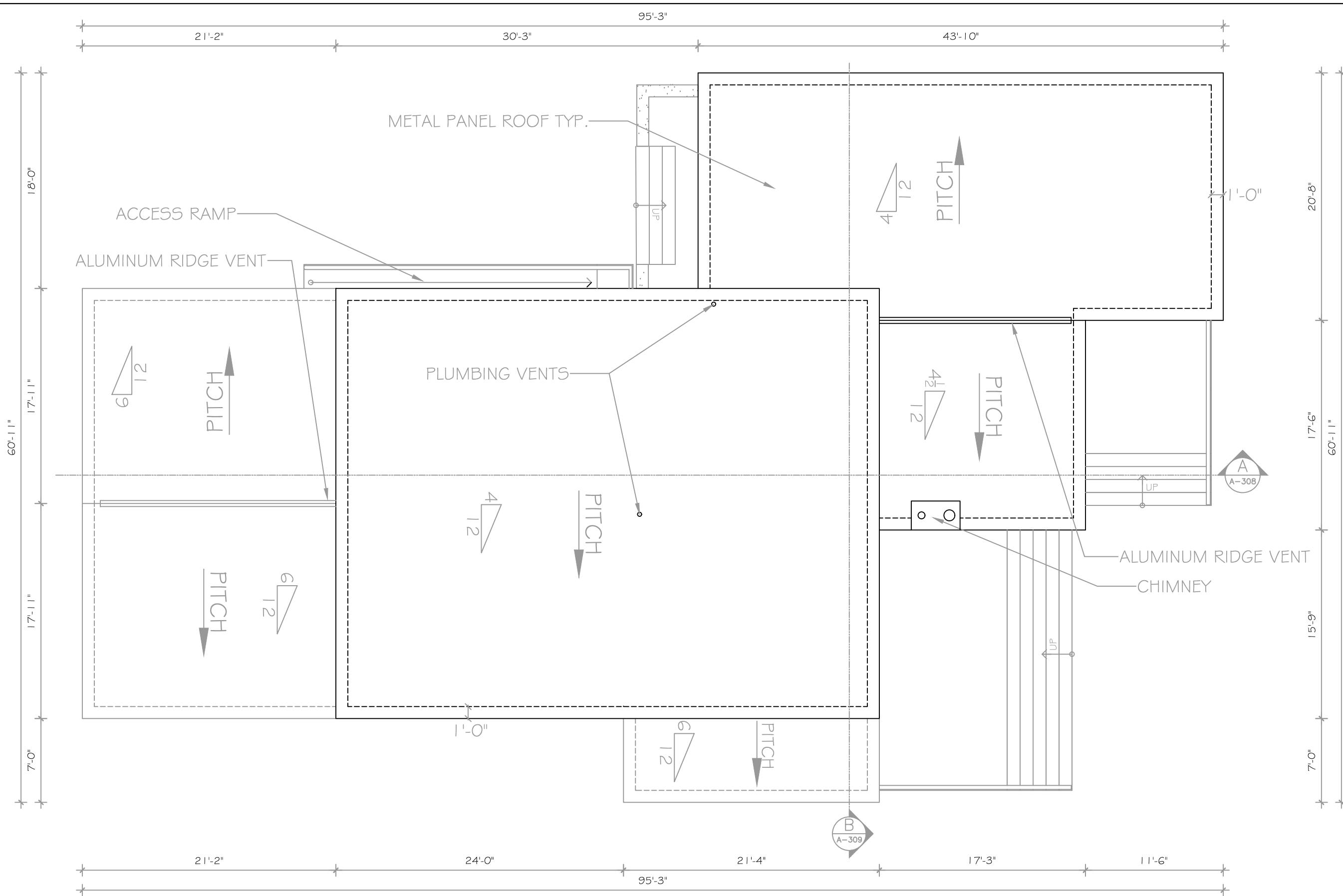
NO.	REVISION/ISSUE	DATE
1	ISSUED BY ANTOINE CORNET	03/25

DRAWING TITLE
SECOND FLOOR PLAN

DRAWING
A-106

A SECOND FLOOR PLAN
106 SCALE: 1/8" = 1'-0"





Farmingdale
State College
State University of New York

NAME
ANTOINE CORNET

PROJECT
ARC 282 PROJECT 1

DATE
03/25/2017

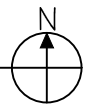
SCALE
1/8" = 1'-0"

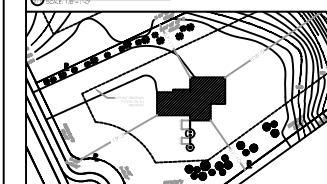
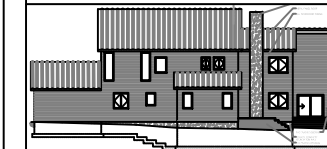
NO.	REVISION/ISSUE	DATE
1	ISSUED BY ANTOINE CORNET	03/25

DRAWING TITLE
ROOF PLAN

DRAWING
A-107

A ROOF PLAN
107 SCALE: 1/8" = 1'-0"





NAME
ANTOINE CORNET

PROJECT
ARC 282 PROJECT 1

DATE
03/25/2017

SCALE
1/8" = 1'-0"

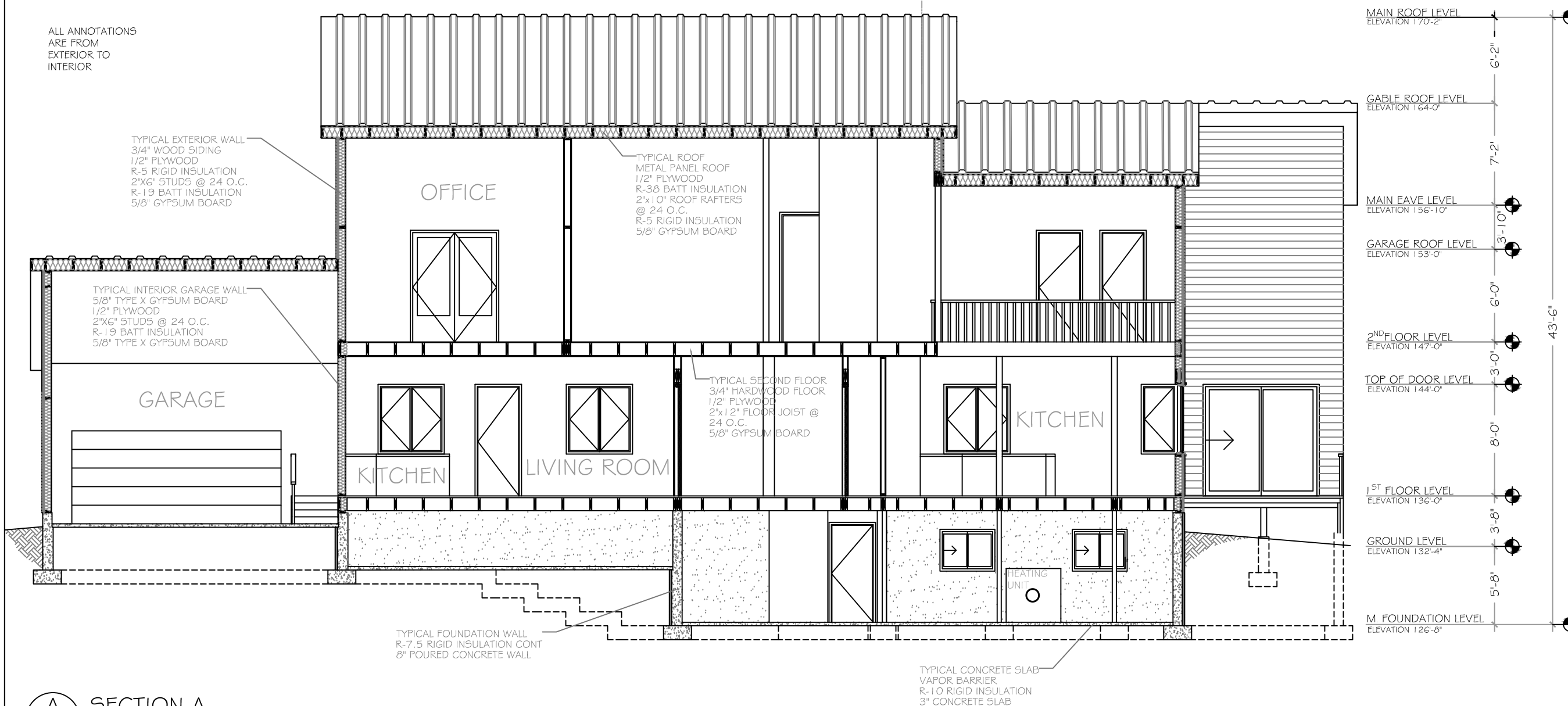
NO.	REVISION/ISSUE	DATE
1	ISSUED BY ANTOINE CORNET	03/25

DRAWING TITLE
SECTION A

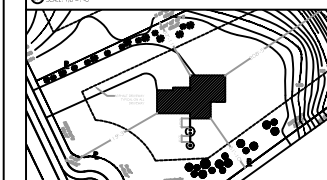
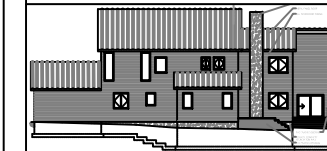
DRAWING
A-308

B
A-309

ALL ANNOTATIONS
ARE FROM
EXTERIOR TO
INTERIOR



A SECTION A
308 SCALE: 1/8" = 1'-0"



NAME
ANTOINE CORNET

PROJECT
ARC 282 PROJECT 1

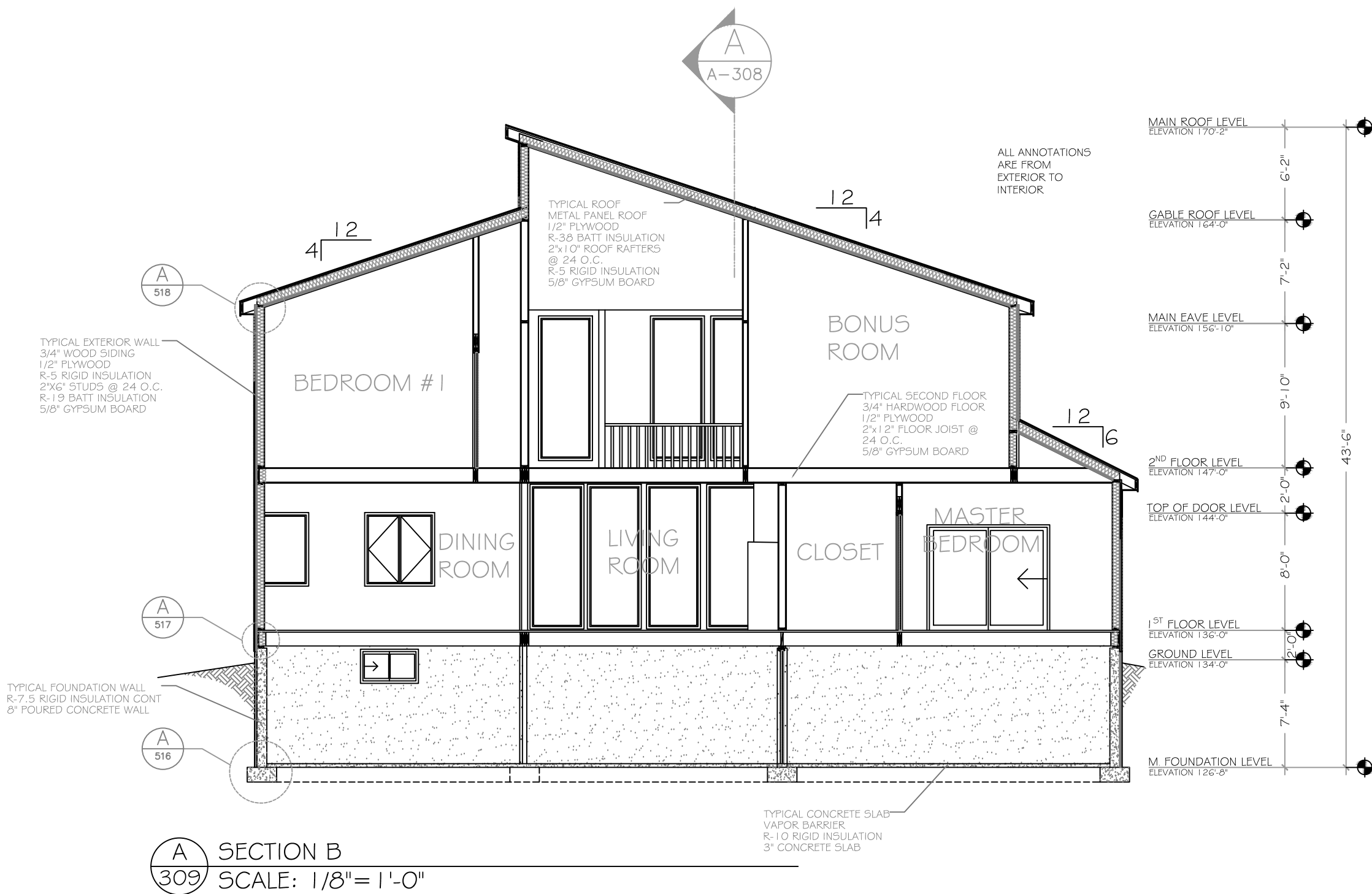
DATE
03/25/2017

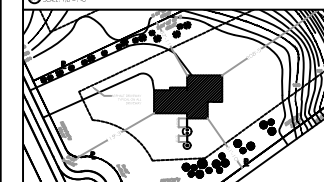
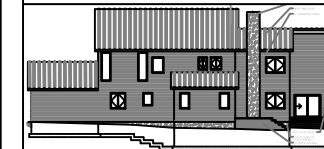
SCALE
1/8" = 1'-0"

NO.	REVISION/ISSUE	DATE
1	ISSUED BY ANTOINE CORNET	03/25

DRAWING TITLE
SECTION B

DRAWING
A-309





NAME
ANTOINE CORNET

PROJECT
ARC 282 PROJECT 1

DATE
03/25/2017

SCALE
1/8" = 1'-0"

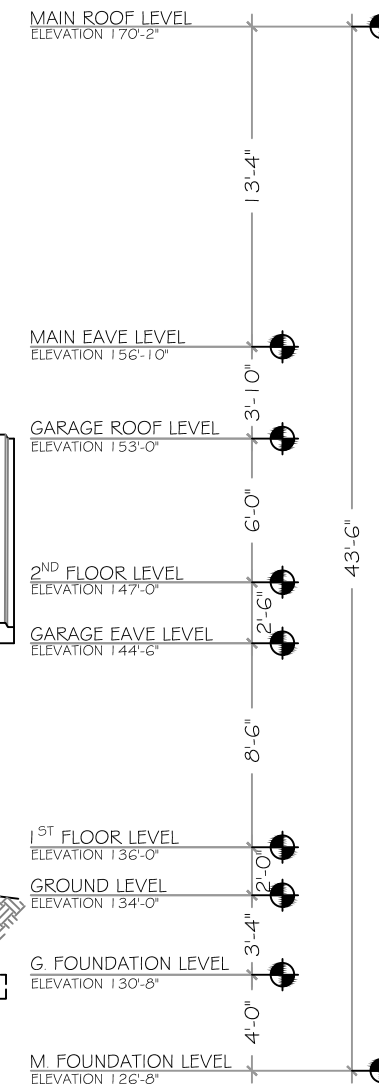
NO.	REVISION/ISSUE	DATE
1	ISSUED BY ANTOINE CORNET	03/25

DRAWING TITLE
NORTH ELEVATION

DRAWING
A-210

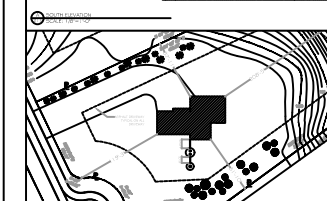
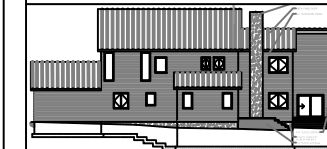
B
A-309

POURED CONCRETE CHIMNEY
METAL PANEL ROOF
3/4" HARDWOOD SIDING



A
210 NORTH ELEVATION
SCALE: 1/8" = 1'-0"

POURED CONCRETE RAMP



NAME
ANTOINE CORNET

PROJECT
ARC 282 PROJECT 1

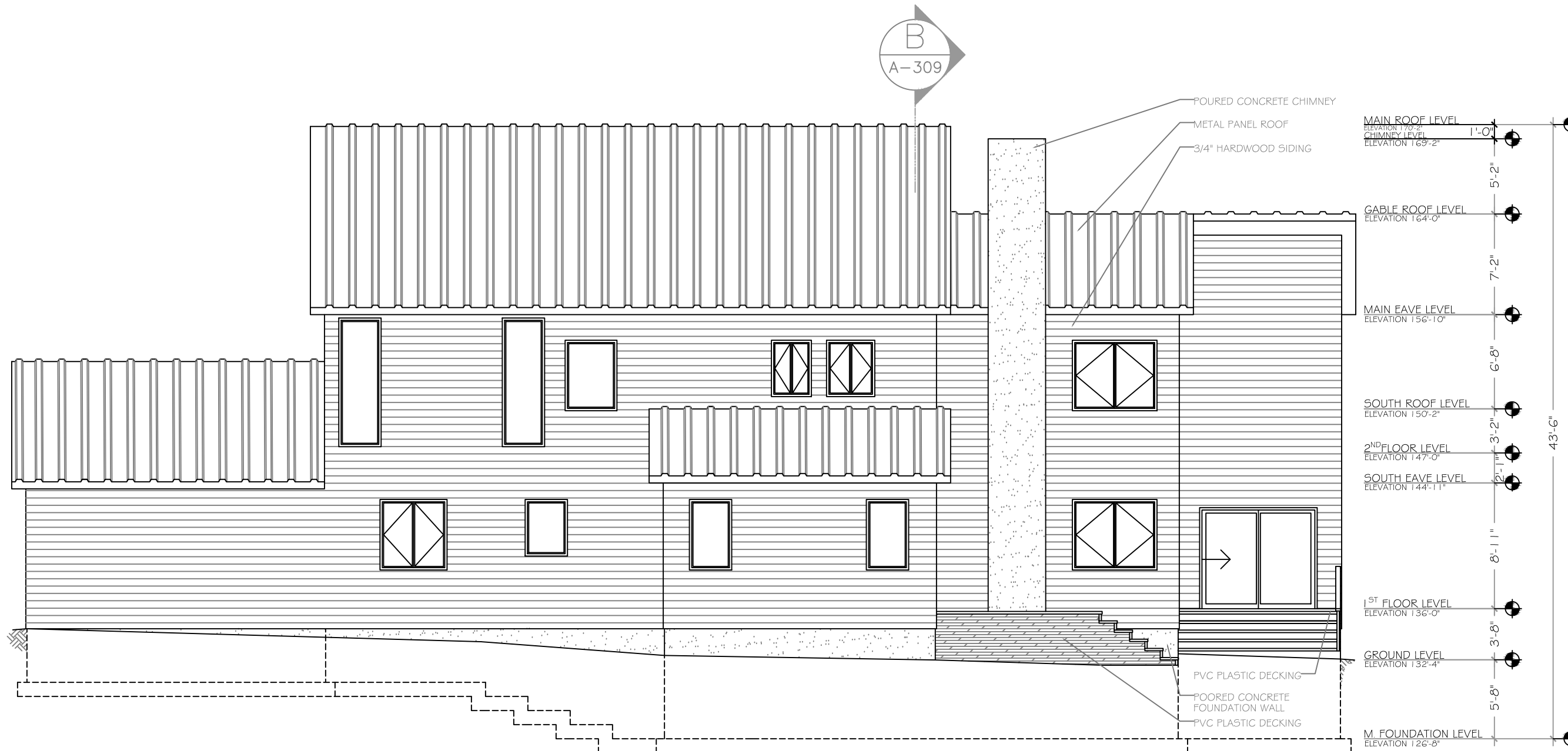
DATE
03/25/2017

SCALE
1/8" = 1'-0"

NO.	REVISION/ISSUE	DATE
1	ISSUED BY ANTOINE CORNET	03/25

DRAWING TITLE
SOUTH ELEVATION

DRAWING
A-211



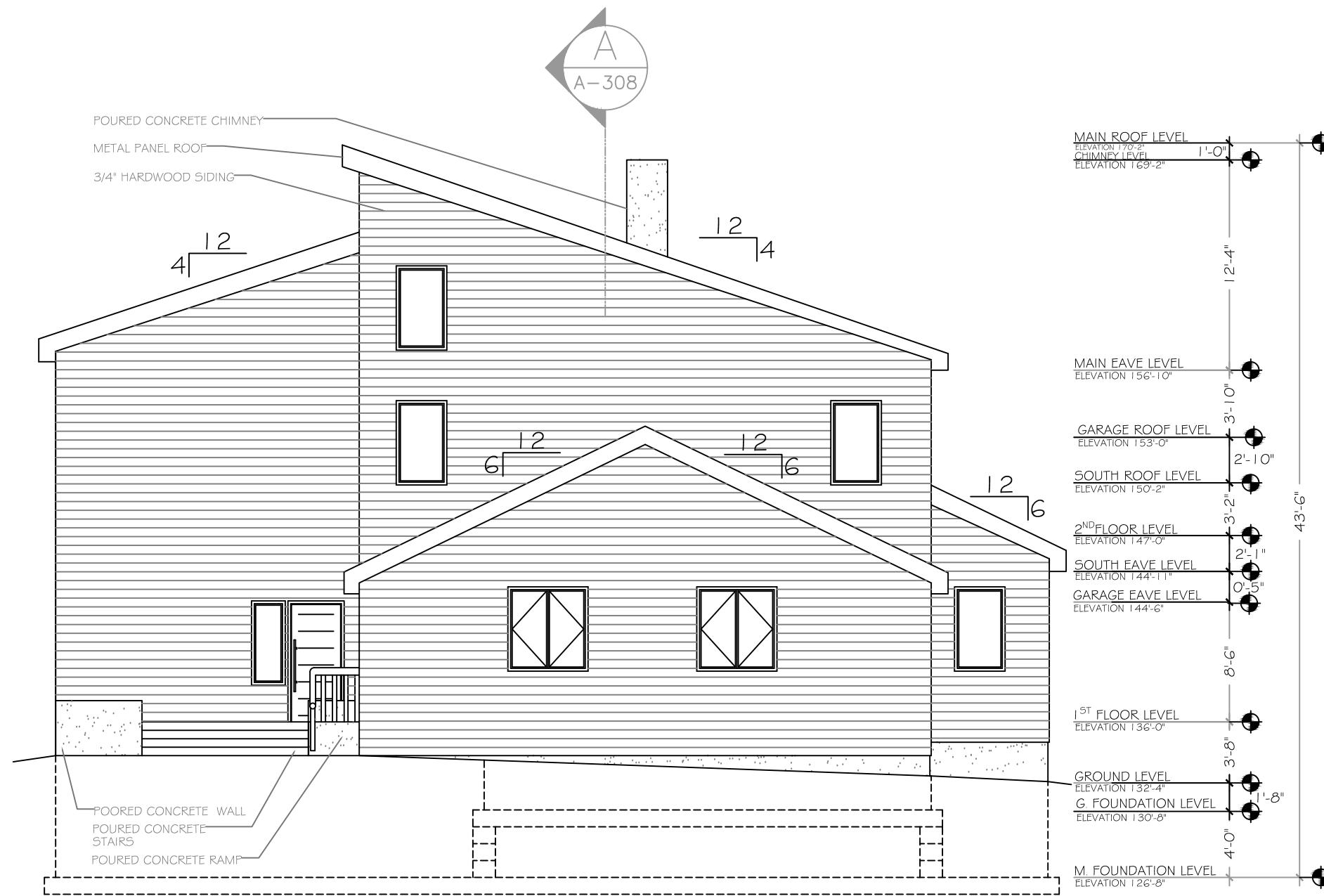
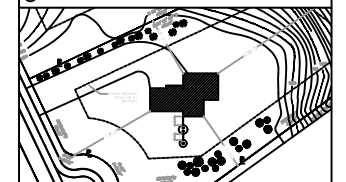
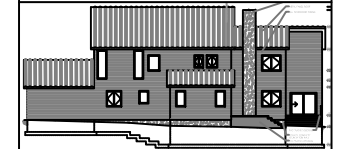
A SOUTH ELEVATION
211 SCALE: 1/8" = 1'-0"

B
A-309

POURED CONCRETE CHIMNEY
METAL PANEL ROOF
3/4" HARDWOOD SIDING

MAIN ROOF LEVEL
ELEVATION 170'-2"
CHIMNEY LEVEL
ELEVATION 169'-2"
1'-0"
5'-2"
GABLE ROOF LEVEL
ELEVATION 164'-0"
7'-2"
MAIN EAVE LEVEL
ELEVATION 156'-10"
6'-8"
SOUTH ROOF LEVEL
ELEVATION 150'-2"
3'-2"
2ND FLOOR LEVEL
ELEVATION 147'-0"
3'-11"
SOUTH EAVE LEVEL
ELEVATION 144'-11"
8'-11"
1ST FLOOR LEVEL
ELEVATION 136'-0"
3'-8"
GROUND LEVEL
ELEVATION 132'-4"
5'-8"
M. FOUNDATION LEVEL
ELEVATION 126'-8"
43'-6"

PVC PLASTIC DECKING
POURED CONCRETE FOUNDATION WALL
PVC PLASTIC DECKING



A WEST ELEVATION
212 SCALE: 1/8" = 1'-0"

NAME
ANTOINE CORNET

PROJECT
ARC 282 PROJECT 1

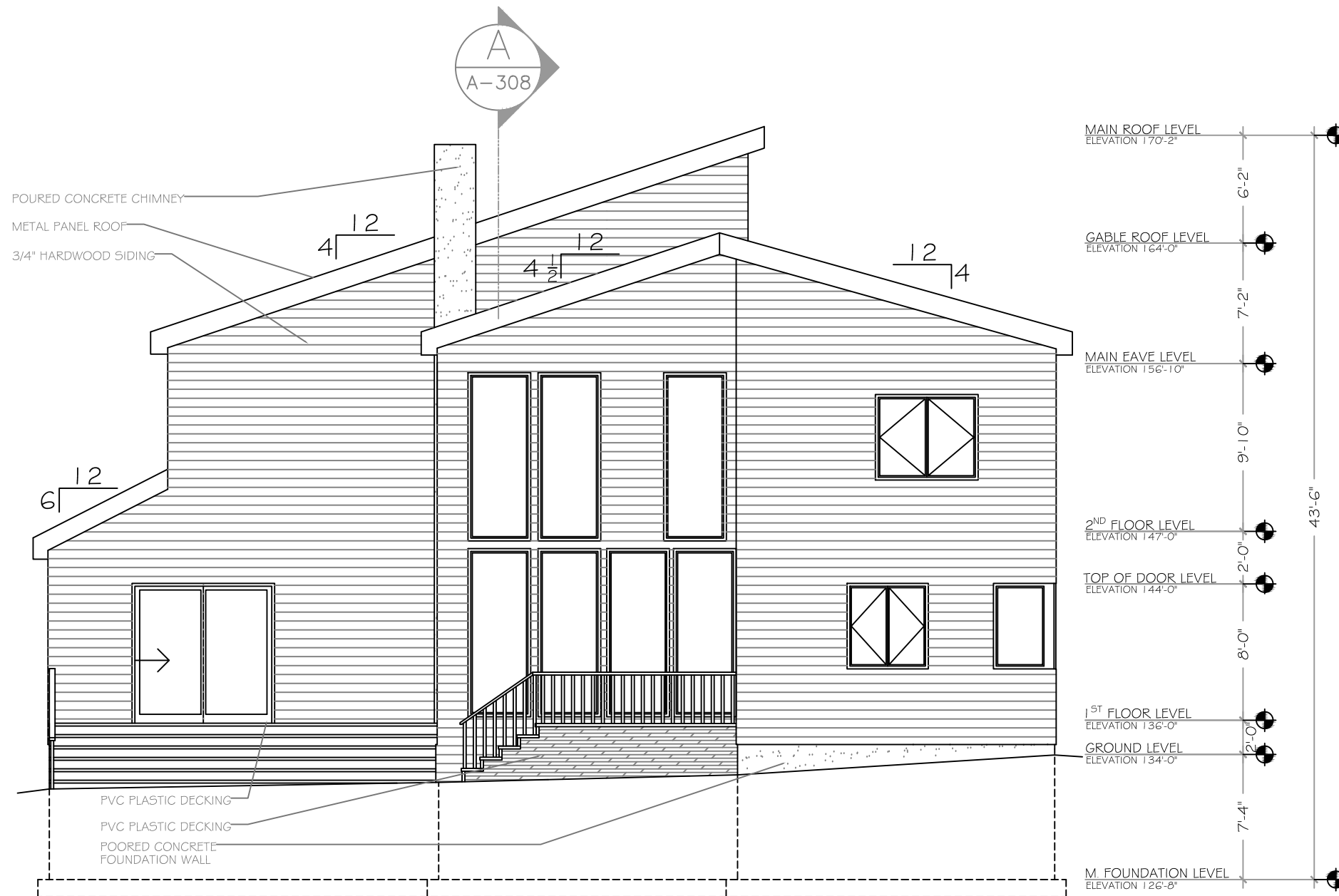
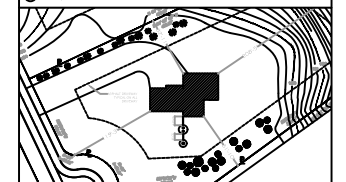
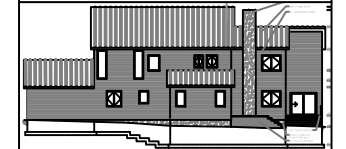
DATE
03/25/2017

SCALE
1/8" = 1'-0"

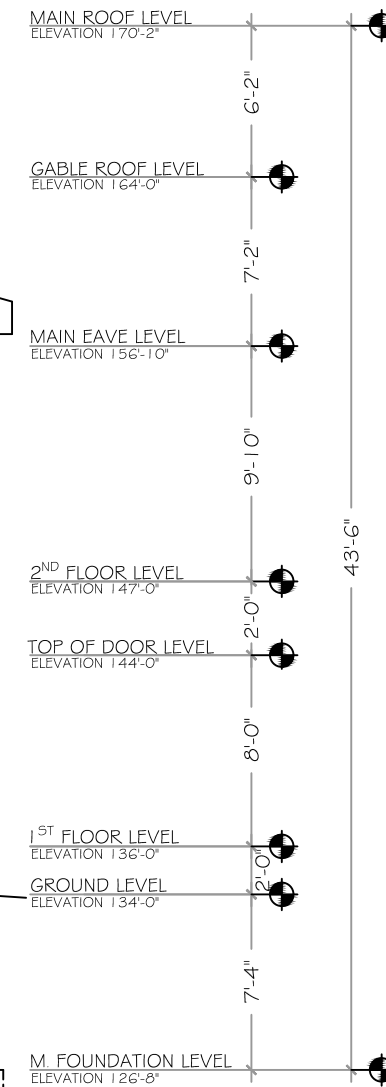
NO.	REVISION/ISSUE	DATE
1	ISSUED BY ANTOINE CORNET	03/25

DRAWING TITLE
WEST ELEVATION

DRAWING
A-212



A EAST ELEVATION
213 SCALE: 1/8" = 1'-0"



NAME
ANTOINE CORNET

PROJECT
ARC 282 PROJECT 1

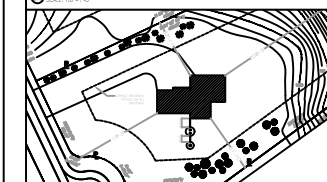
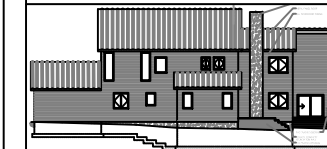
DATE
03/25/2017

SCALE
1/8" = 1'-0"

NO.	REVISION/ISSUE	DATE
1	ISSUED BY ANTOINE CORNET	03/25

DRAWING TITLE
EAST ELEVATION

DRAWING
A-213



NAME
ANTOINE CORNET

PROJECT
ARC 282 PROJECT 1

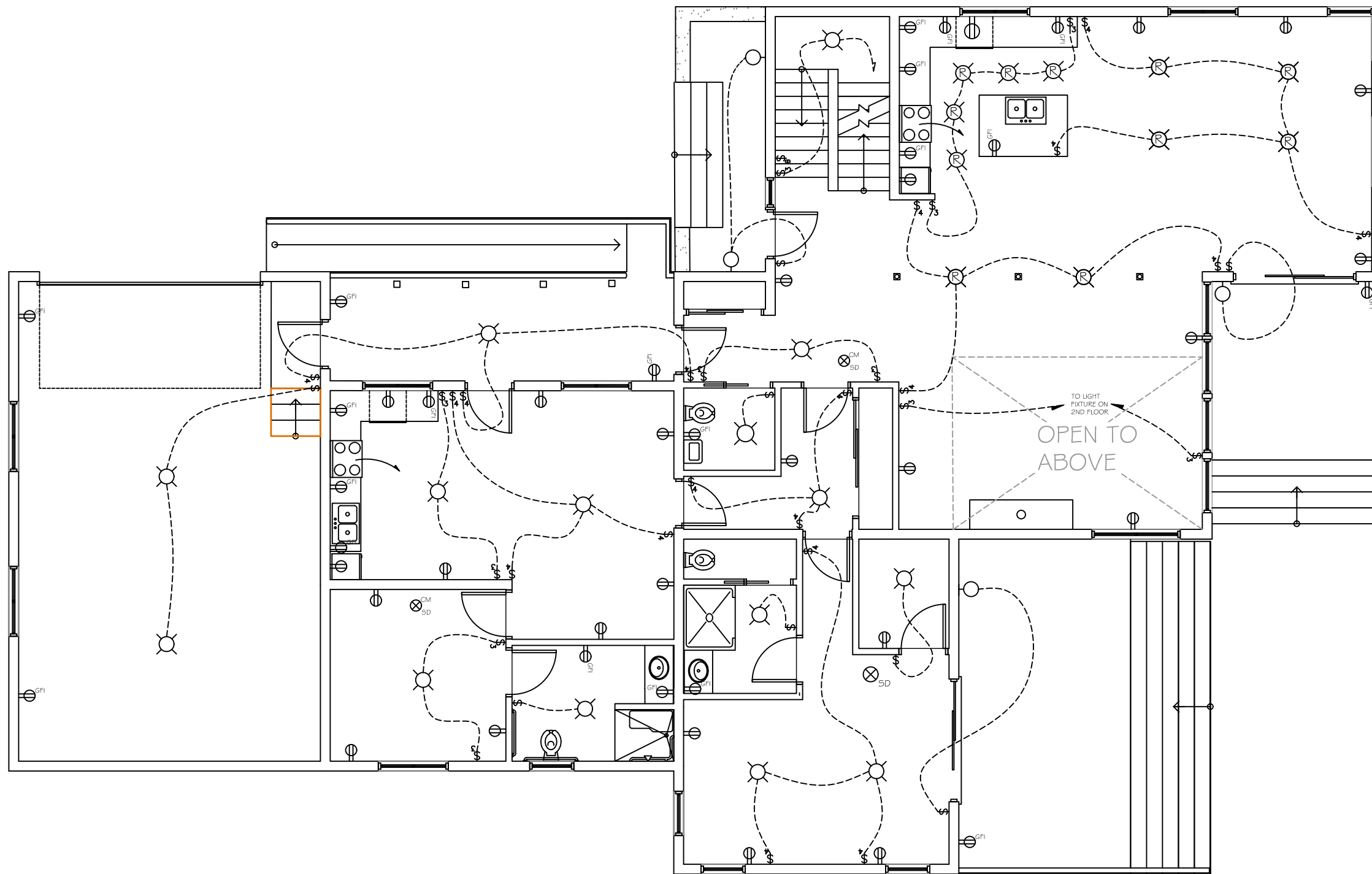
DATE
03/25/2017

SCALE
1/8" = 1'-0"

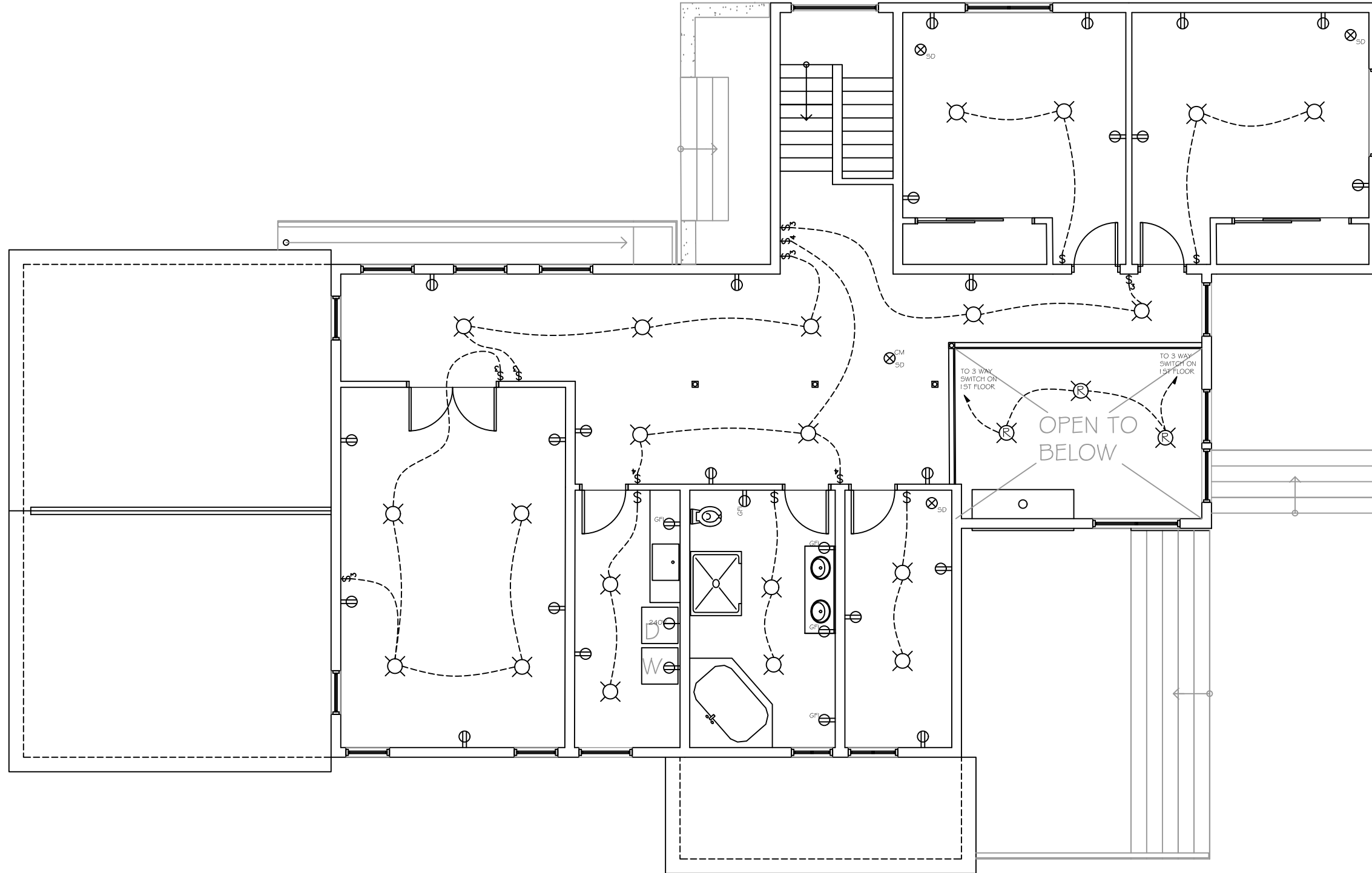
1	ISSUED BY ANTOINE CORNET	03/25
NO.	REVISION/ISSUE	DATE

DRAWING TITLE
FIRST FLOOR ELECTRICAL PLAN

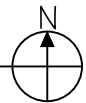
DRAWING
E-114



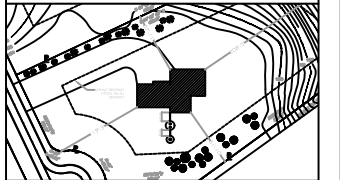
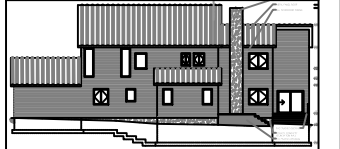
E FIRST FLOOR ELECTRIC PLAN
114 SCALE: 1/8" = 1'-0"



E SECOND FLOOR ELECTRIC PLAN
 115 SCALE: 1/8" = 1'-0"



Farmingdale
 State College
 State University of New York



NAME
 ANTOINE
 CORNET

PROJECT
 ARC 282 PROJECT 1

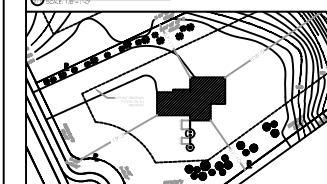
DATE
 03/25/2017

SCALE
 1/8" = 1'-0"

NO.	REVISION/ISSUE	DATE
1	ISSUED BY ANTOINE CORNET	03/25

DRAWING TITLE
 SECOND
 FLOOR
 ELECTRICAL
 PLAN

DRAWING
 E-115



NAME
ANTOINE CORNET

PROJECT
ARC 282 PROJECT 1

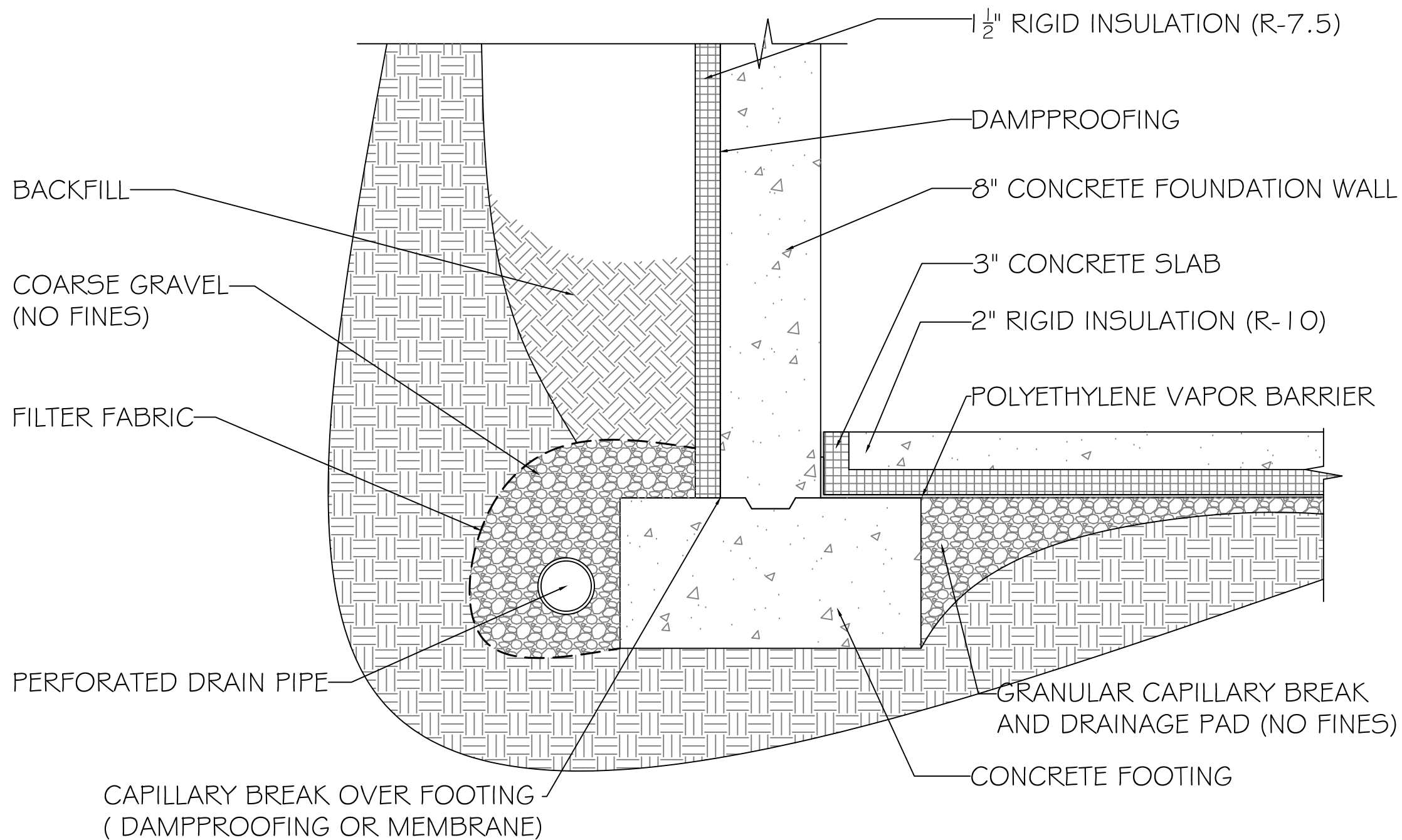
DATE
03/25/2017

SCALE
1'-1/4" = 1'-0"


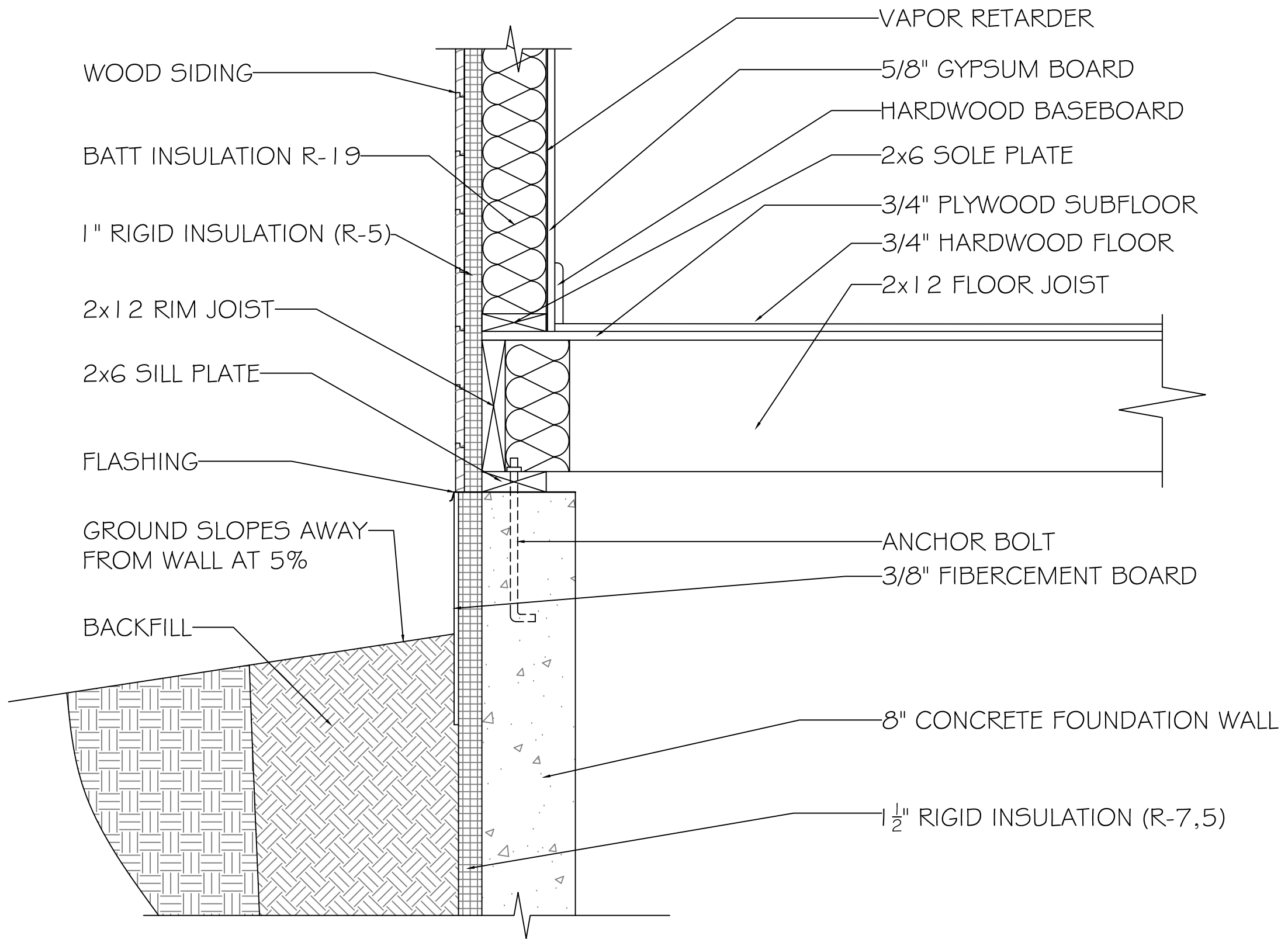
1	ISSUED BY ANTOINE CORNET	03/25
NO.	REVISION/ISSUE	DATE

DRAWING TITLE
**FOUNDATION
DETAIL**

DRAWING
A-516



A FOUNDATION DETAIL
516 SCALE: 1'- 1/4" = 1'-0"



NAME
ANTOINE CORNET

PROJECT
 ARC 282 PROJECT 1

DATE
 03/25/2017

SCALE
 1'-1/4" = 1'-0"

1	ISSUED BY ANTOINE CORNET	03/25
NO.	REVISION/ISSUE	DATE

DRAWING TITLE
**FLOOR
 DETAIL**

DRAWING
A-517

A FOUNDATION TO FIRST FLOOR DETAIL
 517 SCALE: 1'-1/4" = 1'-0"

WATER PROTECTION
MEMBRANE (ICE-DAM
PROTECTION WHERE
REQUIRED)

INSULATION WIND BAFFLE
2" MINIMUM SPACE

BATT ROOF INSULATION R-38

FACIA

1" RIGID INSULATION (R-5)

5/8" GYPSUM BOARD

CONTINUOUS SOFFIT VENT

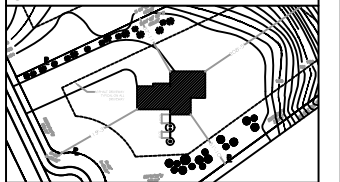
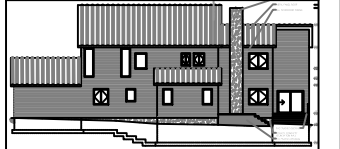
1" RIGID INSULATION (R-5)

WOOD SIDING

BATT INSULATION R-19

A ROOF DETAIL
518 SCALE: 1'-1/4" = 1'-0"

**Farmingdale
State College**
State University of New York



NAME
**ANTOINE
CORNET**

PROJECT
ARC 282 PROJECT 1

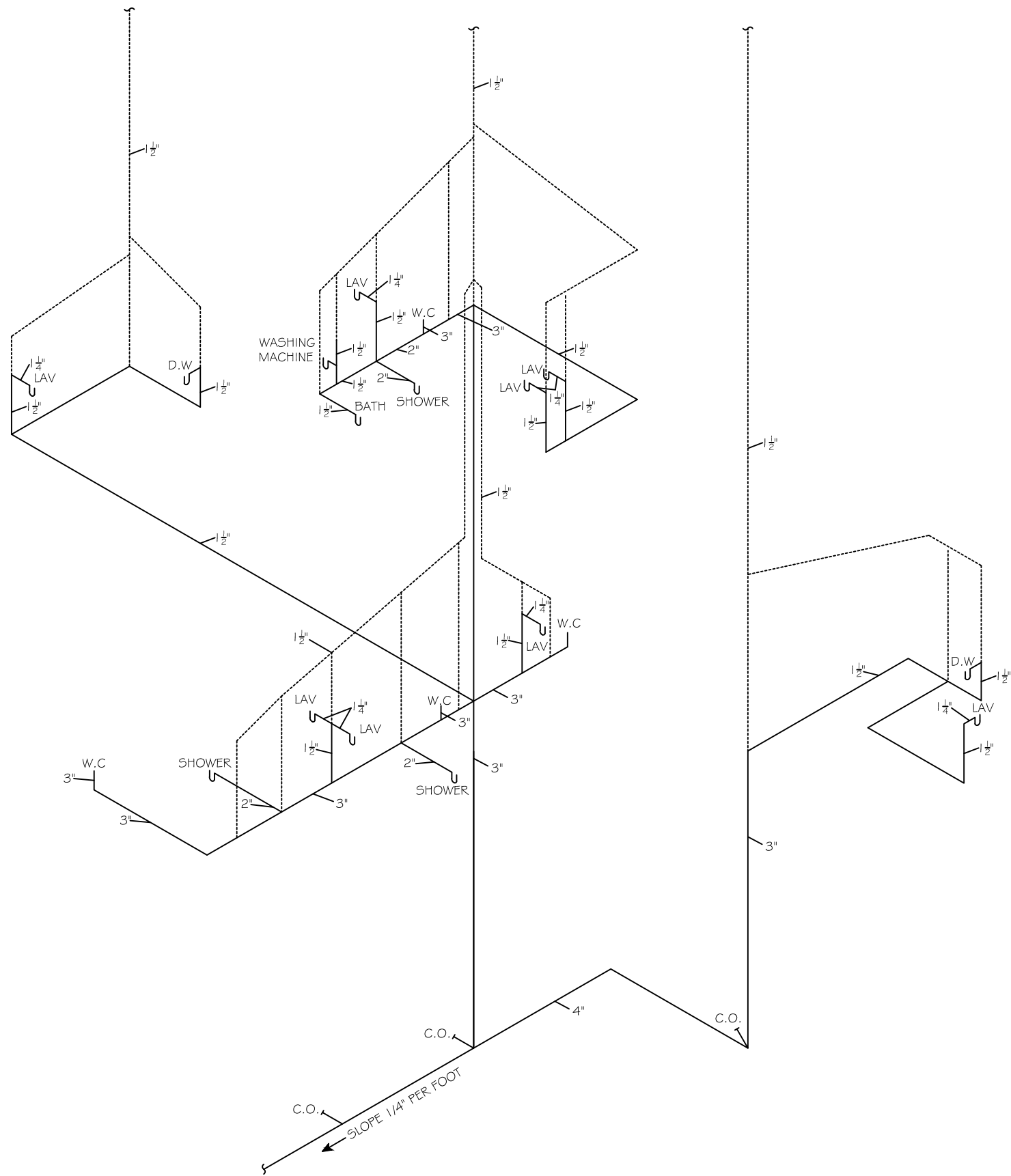
DATE
03/25/2017

SCALE
1'-1/4" = 1'-0"

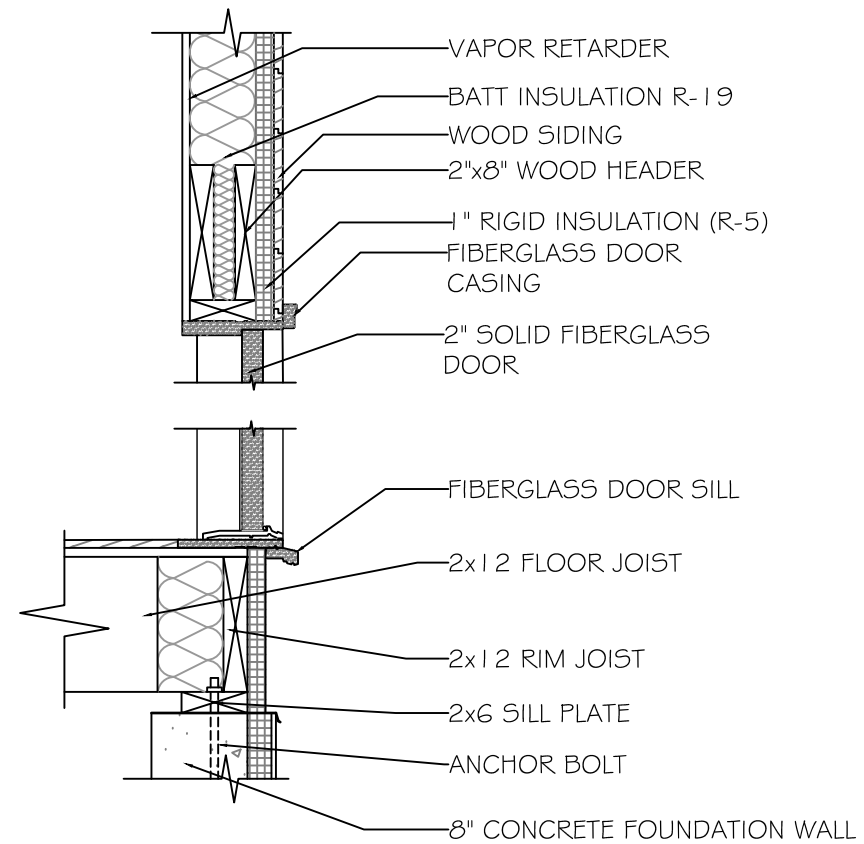
NO.	REVISION/ISSUE	DATE
1	ISSUED BY ANTOINE CORNET	03/25

DRAWING TITLE
**ROOF
DETAIL**

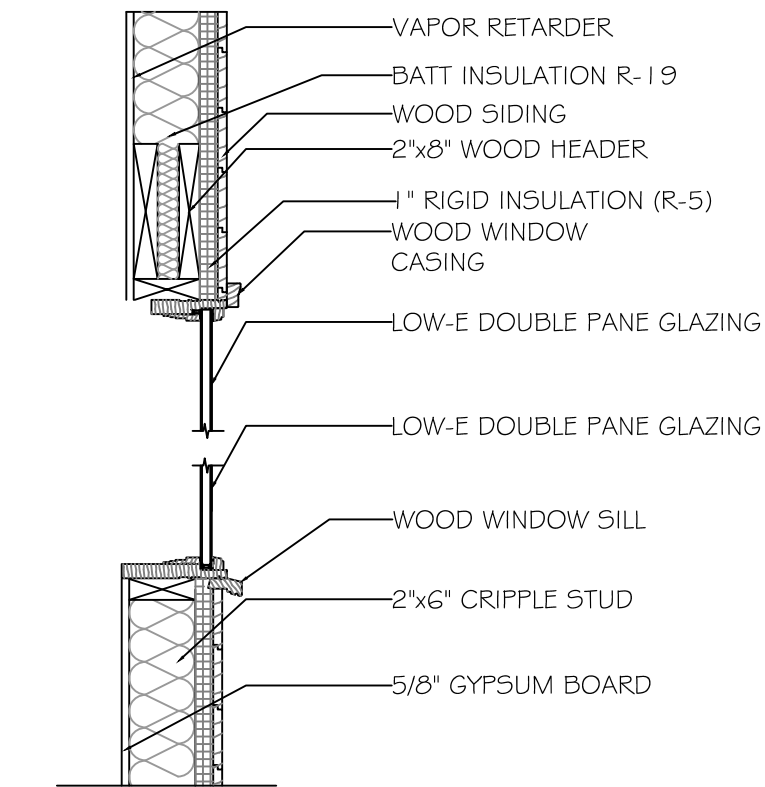
DRAWING
A-518



A PLUMBING RISER DIAGRAM
A-619 SCALE: N.T.S.

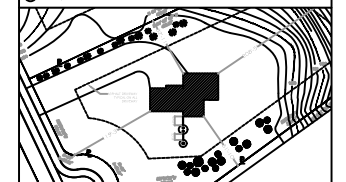
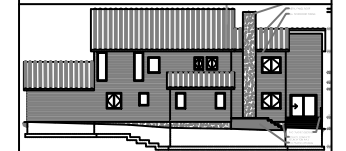


C EXTERIOR DOOR DETAIL
A-619 SCALE: 3/4" = 1'-0"



B WINDOW DETAIL
A-619 SCALE: 3/4" = 1'-0"

Farmingdale
State College
State University of New York



NAME
ANTOINE CORNET

PROJECT
ARC 282 PROJECT 1

DATE
03/25/2017

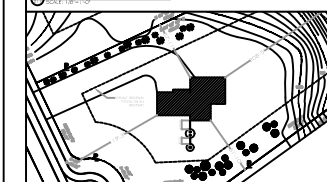
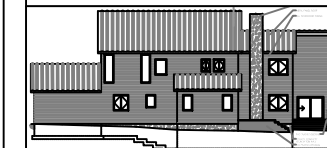
SCALE
AS NOTED

NO.	REVISION/ISSUE	DATE
1	ISSUED BY ANTOINE CORNET	03/25

DRAWING TITLE
PLUMBING DIAGRAM

WINDOW & DOOR DETAIL

DRAWING
A-619



NAME
ANTOINE CORNET

PROJECT
ARC 282 PROJECT 1

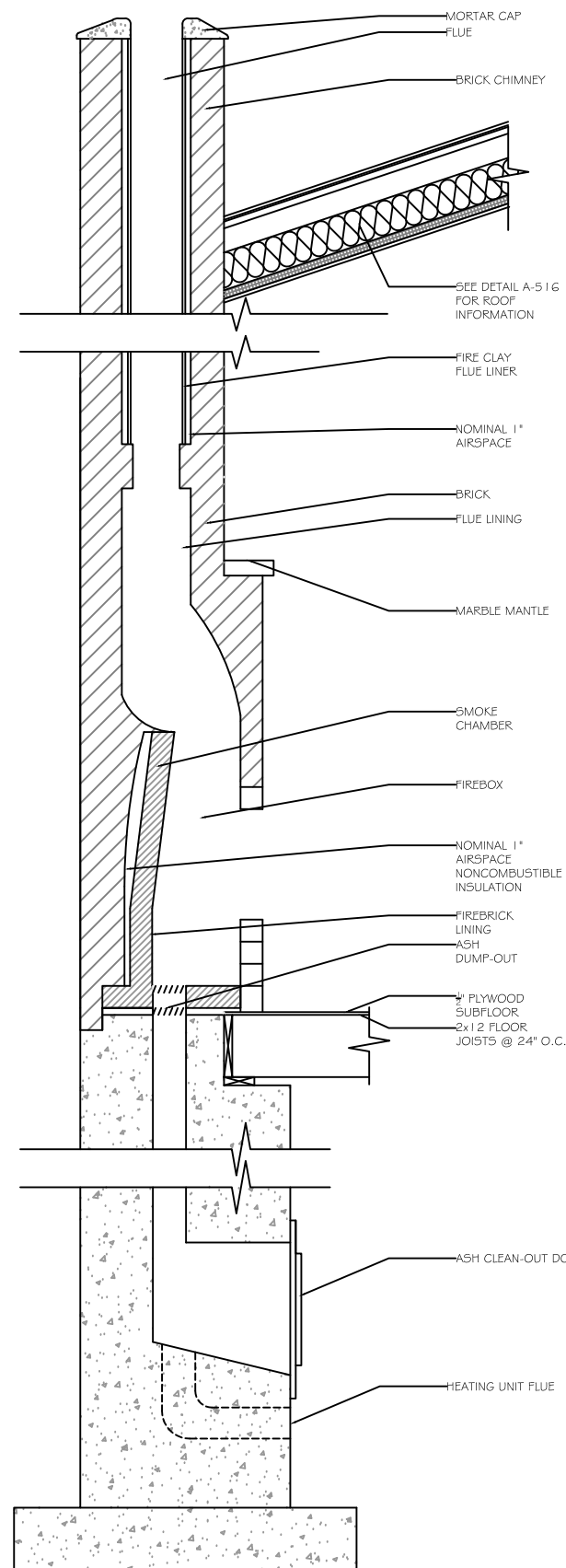
DATE
03/25/2017

SCALE
AS NOTED

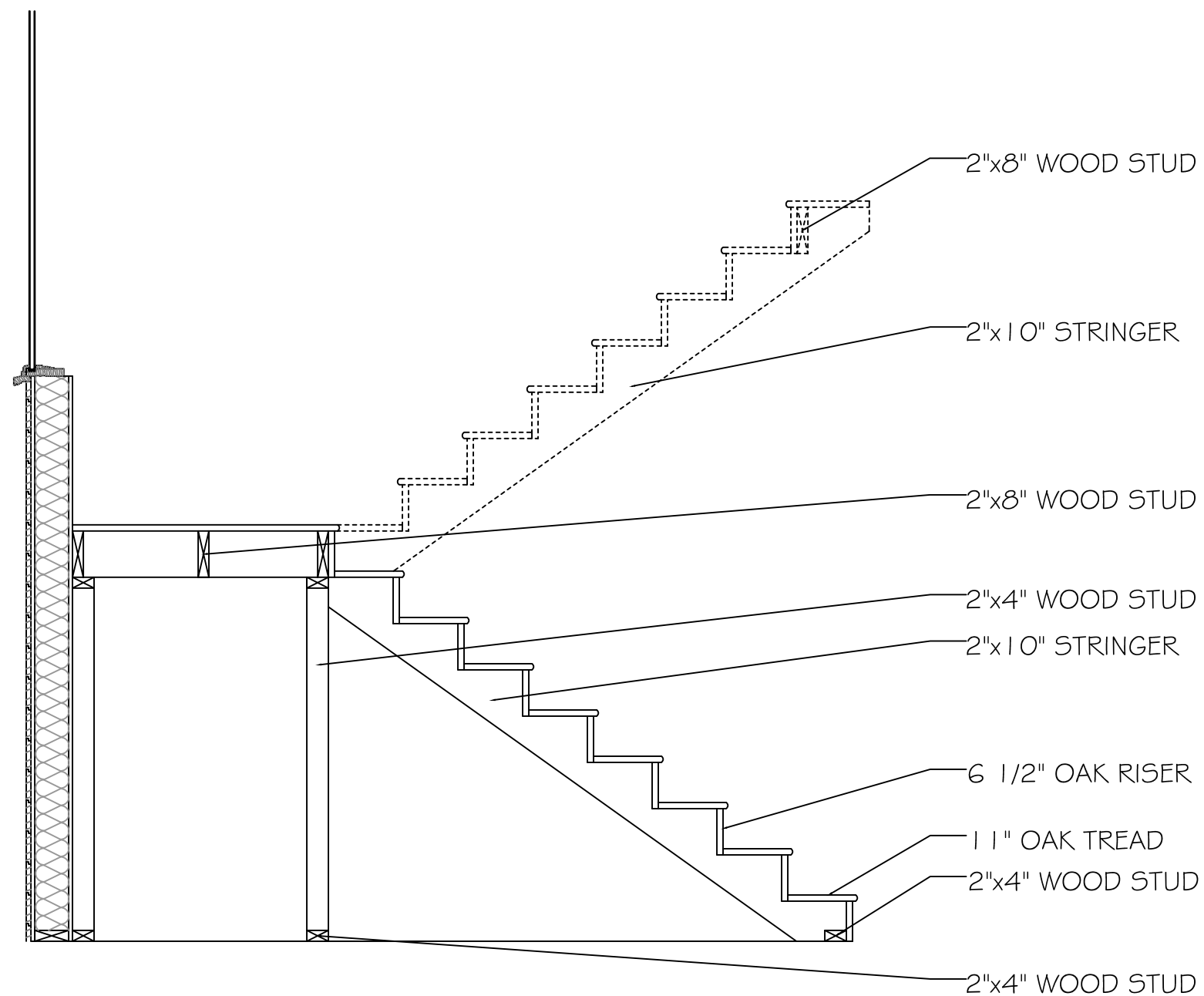
NO.	REVISION/ISSUE	DATE
1	ISSUED BY ANTOINE CORNET	03/25

DRAWING TITLE
**CHIMNEY
DETAIL
STAIR
DETAIL**

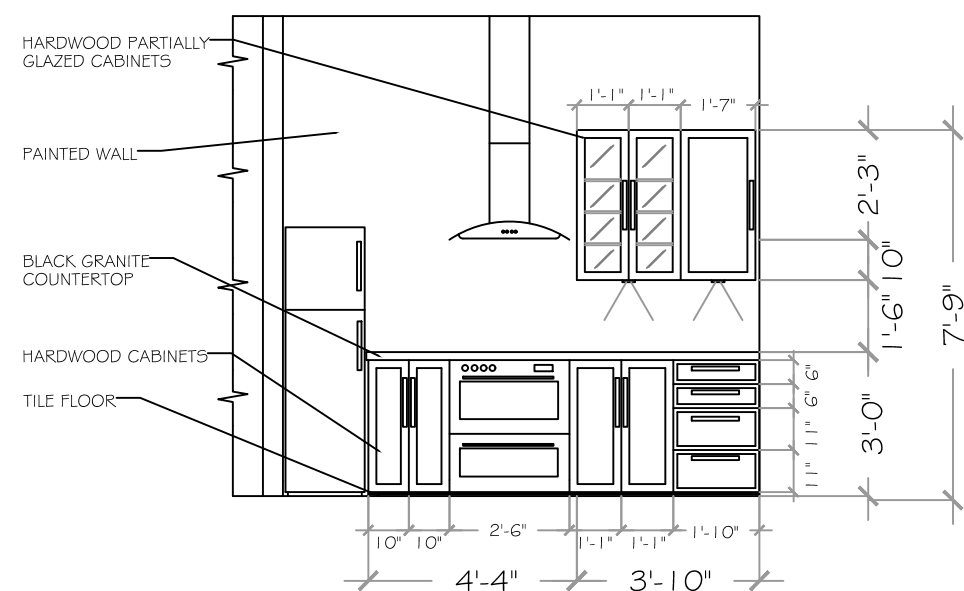
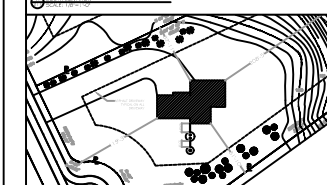
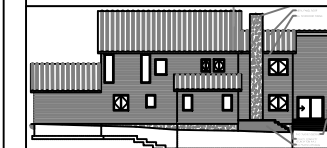
DRAWING
A-520



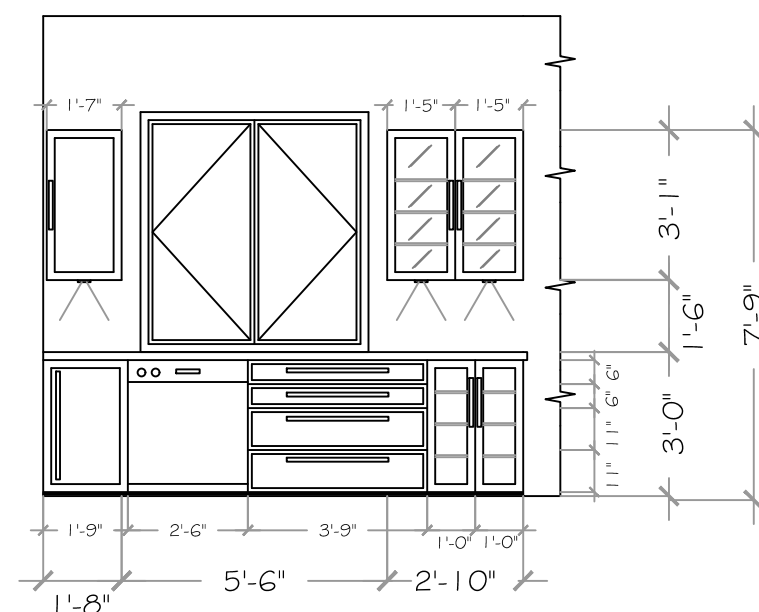
B FIREPLACE & CHIMNEY DETAIL
A-520 SCALE: 3/8" = 1'-0"



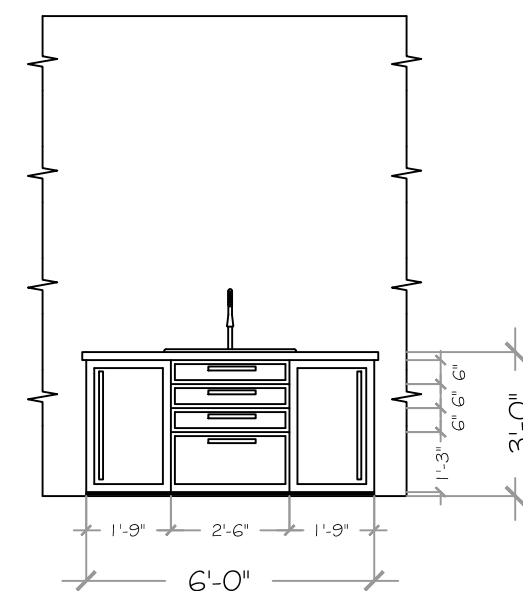
A STAIR DETAILS
A-520 SCALE: 1/2" = 1'-0"



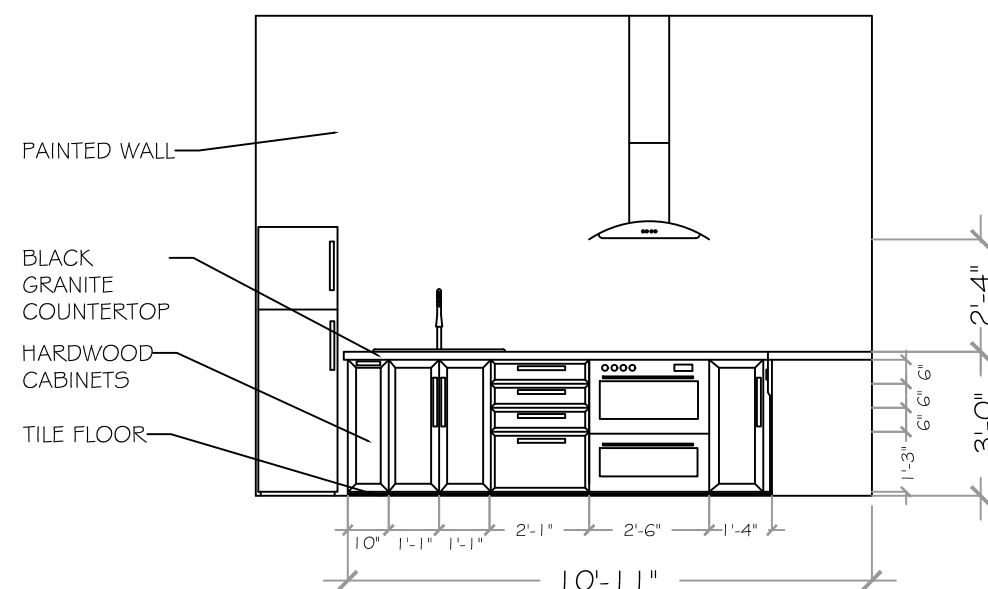
A MAIN KITCHEN ELEVATION
A-221 SCALE: 1/4" = 1'-0"



B MAIN KITCHEN ELEVATION
A-221 SCALE: 1/4" = 1'-0"



C MAIN KITCHEN ELEVATION
A-221 SCALE: 1/4" = 1'-0"



D SECONDARY KITCHEN ELEVATION
A-221 SCALE: 1/4" = 1'-0"

NAME
ANTOINE CORNET

PROJECT
ARC 282 PROJECT 1

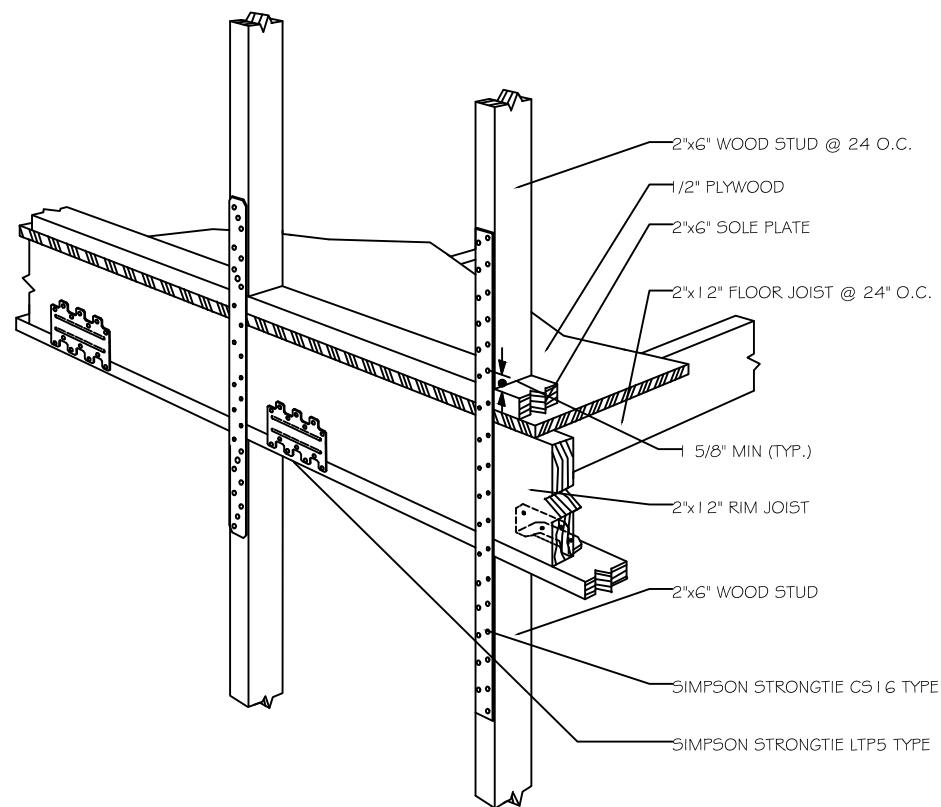
DATE
03/25/2017

SCALE
AS NOTED

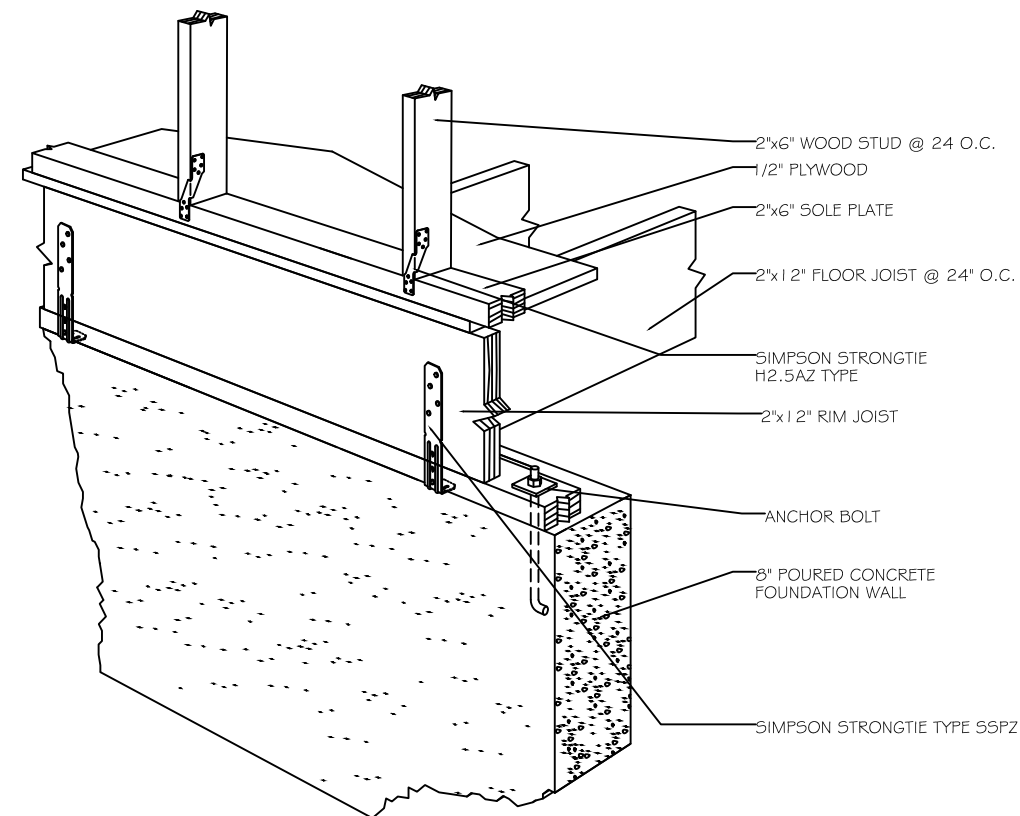
1	ISSUED BY ANTOINE CORNET	03/25
NO.	REVISION/ISSUE	DATE

DRAWING TITLE
KITCHEN ELEVATIONS

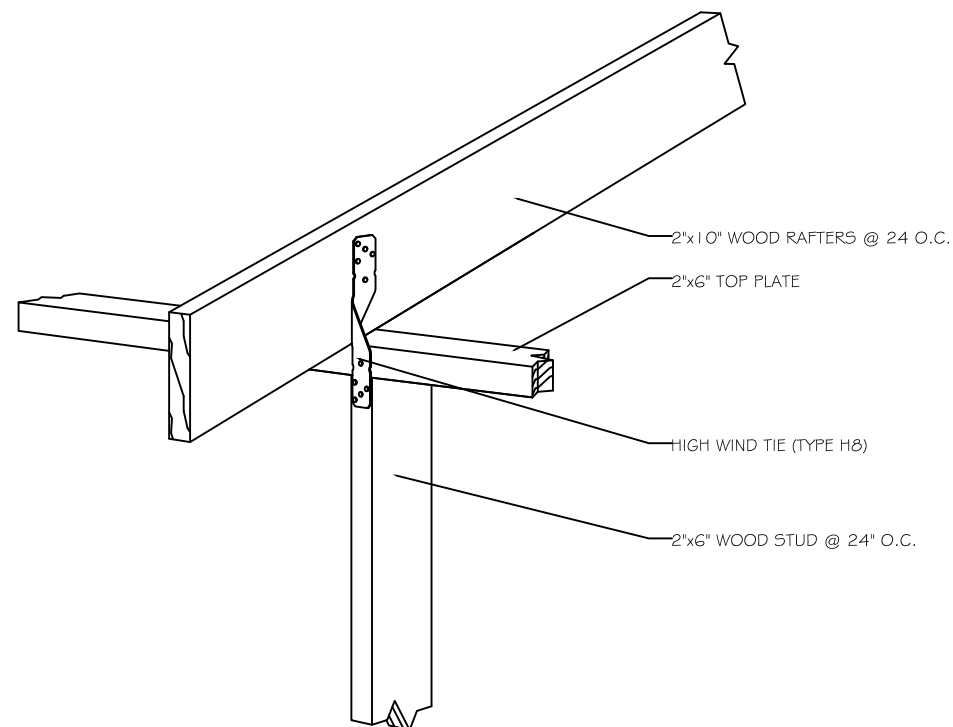
DRAWING
A-221



A FLOOR TO FLOOR STRUCTURAL DETAIL
A-522 SCALE: N.T.S.

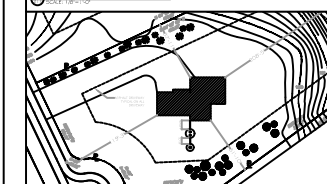
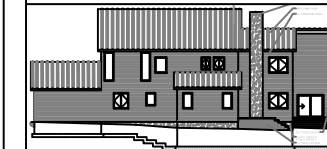


B CONCRETE WALL TO STUD
A-522 STRUCTURAL DETAIL



C STUD TO ROOF RAFTER STRUCTURAL
A-522 DETAIL: N.T.S.

Farmingdale
State College
State University of New York



NAME
ANTOINE CORNET

PROJECT
ARC 282 PROJECT 1

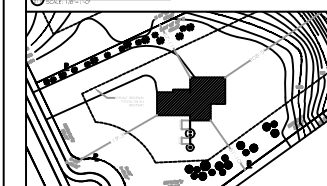
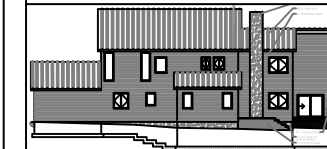
DATE
03/25/2017

SCALE
AS NOTED

NO.	REVISION/ISSUE	DATE
1	ISSUED BY ANTOINE CORNET	03/25

DRAWING TITLE
**STRUCTURAL
DETAILS**

DRAWING
A-522



DOOR SCHEDULE						
NUMBER	R.O.		TYPE	MANUF./CAT. NO.	MATERIALS	REMARKS
	WIDTH	HEIGHT				
1	3'-1/4"	8'-0"	FRONT DOOR	PELLA ARCHITECT SERIES SOLID PANEL	FIBERGLASS	--
2	3'-1/4"	8'-0"	EXTERIOR DOOR	PELLA ARCHITECT SERIES 6 PANEL	FIBERGLASS	--
3	3'-1/4"	8'-0"	INTERIOR DOOR	INTERIOR DOOR COMPANY MADISON SERIES	WOOD	--
4	3'-1/4"	8'-0"	POCKET DOOR	RAYDOOR SP1 SERIES	WOOD	--
5	8'-7 1/4"	8'-0"	SLIDING DOOR	INTERIOR DOOR COMPANY WARDROBE SERIES	WOOD	--
6	5'-3"	8'-0"	SLIDING DOOR	INTERIOR DOOR COMPANY WARDROBE SERIES	WOOD	--
7	8'-4"	8'-0"	EXTERIOR SLIDING DOOR	ANDERSEN FRENCH GLIDING PATIO DOORS	FIBERGLASS	--
8	15'-0"	8'-0"	GARAGE DOOR	PELLA ARCHITECT SERIES GARAGE	FIBERGLASS	--
9	3'-1/4"	8'-0"	EXTERIOR DOOR	THERMA-TRU SR21 OHD 6 PANEL	STEEL	90 MIN FIRE AND 20 MIN SMOKE RATED WITH SELF CLOSING HINGES
10	3'-1/4"	8'-0"	DOUBLE DOOR	JELD-WEN DOORS MODEL 1501	WOOD	--

FINISH SCHEDULE							
ROOM	R.O.		WALL	TRIM	CEILING	CEILING HT.	REMARKS
	HARDWOOD	TILE					
KITCHEN		●	PAINT	PAINT	PAINT	10 FT	--
DINING		●	PAINT	PAINT	PAINT	10 FT	--
LIVING		●	PAINT	PAINT	PAINT	10 FT/ 30FT	--
KITCHEN 2		●	PAINT	PAINT	PAINT	10 FT	--
LIVING 2		●	PAINT	PAINT	PAINT	10 FT	--
MASTER	●		PAINT	PAINT	PAINT	10 FT	--
BEDRM.	●		PAINT	PAINT	PAINT	10 FT	--
BEDRM. 1	●		PAINT	PAINT	PAINT	14 FT	--
BEDRM. 2	●		PAINT	PAINT	PAINT	14 FT	--
BONUS	●		PAINT	PAINT	PAINT	16 FT	--
OFFICE	●		PAINT	PAINT	PAINT	16 FT	--
BATH		●	TILE	PAINT	PAINT	10 FT	--

WINDOW SCHEDULE						
NUMBER	R.O.		TYPE	MANUF./CAT. NO.	GLAZING	REMARKS
	WIDTH	HEIGHT				
A	4'-8 1/2"	5'-1/2"	DOUBLE CASEMENT	ANDERSEN 400-SERIES	Low-E4@ SmartSun™	--
B	3'-8" x 3'-8"	5'-1/2"	CORNER FRAME-PICTURE	MARVIN CORNER WINDOW	Low-E4@ SmartSun™	--
C	3'-8"	10'-0"	PICTURE	MARVIN CUSTOM WINDOW	Low-E4@ SmartSun™	--
D	6'-0 1/2"	5'-1/2"	DOUBLE CASEMENT	ANDERSEN 400-SERIES	Low-E4@ SmartSun™	--
E	3'-0"	5'-0"	PICTURE	ANDERSEN A-SERIES APW-3050	Low-E4@ SmartSun™	--
F	2'-0"	5'-0"	PICTURE	ANDERSEN A-SERIES APW-2050	Low-E4@ SmartSun™	--
G	3'-0"	4'-0"	PICTURE	ANDERSEN A-SERIES APW-3040	Low-E4@ SmartSun™	--
H	3'-8"	5'-0"	PICTURE	ANDERSEN A-SERIES APW-3850	Low-E4@ SmartSun™	--
I	2'-10 1/2"	5'-1/2"	DOUBLE CASEMENT	ANDERSEN 400-SERIES	Low-E4@ SmartSun™	--
J	3'-5 1/2"	5'-1/2"	DOUBLE CASEMENT	ANDERSEN 400-SERIES	Low-E4@ SmartSun™	--
K	6'-0"	10'-0"	PICTURE	MARVIN CUSTOM WINDOW	Low-E4@ SmartSun™	--
L	5'-0"	3'-0"	PICTURE	ANDERSEN A-SERIES APW-5030	Low-E4@ SmartSun™	--
M	4'-0"	3'-0"	GLIDING WINDOW	ANDERSEN 400-SERIES G43	Low-E4@ SmartSun™	EMERGENCY ESCAPE SILL HEIGHT NO MORE THAN 44" ABOVE FLOOR.
N	3'-0"	9'-1/2"	PICTURE	MARVIN CUSTOM WINDOW	Low-E4@ SmartSun™	--

NAME

ANTOINE
CORNET

PROJECT
ARC 282 PROJECT 1

DATE
03/25/2017

SCALE
AS NOTED

1	ISSUED BY ANTOINE CORNET	03/25
NO.	REVISION/ISSUE	DATE

DRAWING TITLE

SCHEDULES

DRAWING

A-623